



822-17 / 1102-23 / 1202-25 RDB (Ration Delivery Box)



OPERATION AND PARTS MANUAL

ROTO-MIX LLC
P.O. BOX 1724
2205 E. Wyatt Earp Blvd.
Dodge City, Kansas 67801
(620) 225-1142

©ROTO-MIX 2006

SERIAL NUMBER _____

TABLE OF CONTENTS

	PAGE NO.
WARRANTY	3
SCALES WARRANTY & SERVICE POLICY	4
OPERATOR QUALIFICATIONS	5
SAFETY	6-16
LOADING INSTRUCTIONS	17
OPERATING INSTRUCTIONS.....	17
MAINTANENCE	18-21
LUBRICATION	22
SPECIFICATIONS.....	23
DIMENSIONS	24-25
HOW TO READ A ROTO-MIX SERIAL NUMBER.....	26
REPAIR PARTS TABLE OF CONTENT	27

Revision Date	Changes
02/2024	Add Conveyor Support Strap, pg. 44-45



Limited Warranty Statement

ROTO-MIX LLC warrants to the original purchaser all products manufactured by it to be free from defects in material and workmanship under normal use and service.

ROTO-MIX's obligation under this warranty is limited to repairing or replacing, as the company may elect, free of charge and without charge for installation, at the place of business of a dealer or distributor authorized to handle the equipment covered by this warranty or at a ROTO-MIX facility, any parts that prove, in the company's judgment, to be defective in material or workmanship within one (1) year after delivery to the original purchaser, and still owned by the original purchaser. This warranty shall in no way make ROTO-MIX liable to anyone for personal injuries or damages, loss of time, or expense of any kind either direct or indirect resulting from part failure or defect. This warranty is subject to acts of God, fire and existing conditions of supply and demand, or production, or ability or inability to deliver, or for any other valid reason beyond the reasonable control of ROTO-MIX, to obtain materials, manufactured replacement parts, or make delivery thereof. No distributor, dealer, agent, or ROTO-MIX employee (other than the CEO or President in writing) is authorized to extend any other or further express or implied warranty or incur any additional obligation on ROTO-MIX's behalf in connection with the sale of this product.

If ROTO-MIX, or its duly authorized representative, shall find that such returned part or parts are defective and such defects, or defect, are included in and covered by said warranty, then such defective part or parts shall promptly be replaced without charge to the purchaser, F.O.B. the ROTO-MIX plant.

Product Registration - It is a condition of this warranty that the original purchaser must fill out the warranty card furnished by ROTO-MIX and that it be returned to ROTO-MIX within 10 days of purchase and be recorded in ROTO-MIX's owner file for this warranty to be valid. In the event an owner's card is not on file at the ROTO-MIX office, the warranty period will extend only from date equipment was picked up or shipped from the ROTO-MIX plant.

Maintenance - It is the customer's responsibility to maintain their equipment in accordance with the instructions provided in the Operator's Manual. ROTO-MIX recommends that you keep records and receipts; you may be asked to prove that maintenance instructions have been followed.

Operation - It is the customer's responsibility to operate the equipment only for the purpose for which it was designed and in accordance with all safety and operational recommendations contained in the Operators Manual. If a defect in materials or workmanship occurs, it is the customer's responsibility to cease operating the equipment until authorized repairs are made. **Damage, which occurs from continued operation, may not be covered by this warranty.**

What this Warranty Covers

This warranty covers failures caused by defects in materials or workmanship only.

This Warranty does not cover failures caused by:

- Improper operation
- Natural calamities
- Unauthorized modifications
- Unauthorized repairs
- Use of Non ROTO-MIX parts
- Neglected maintenance
- The use of PTO Shaft Adaptors
- Usage contrary to the intended purpose of the product

Warranty continues on the next page.

Limited Warranty Statement continued

This Warranty does not cover replacement of Wear or Maintenance Items including, but not limited to.

- | | | | |
|--------------|----------|-------------|----------|
| - Lubricants | - Tires | - Chains | - Blades |
| - Filters | - Augers | - Idlers | - Belts |
| - Hoses | - Wipers | - Batteries | |

This Warranty does not cover:

- Pickup and delivery of the equipment
- Service Calls or Travel Time to and from sites
- Rental of replacement equipment during repair period
- Products that have been declared a total loss and subsequently salvaged
- Overtime labor charges
- ROTO-MIX is not responsible and will not be liable for damage caused to persons or property, commercial loss, loss of time or production, loss of use by reason of the installation or use of ROTO-MIX products or their mechanical failure.

Right to Make Changes

ROTO-MIX reserves the right to make any changes to a ROTO-MIX product at any time without incurring any obligation with respect to any product previously ordered, sold or shipped, with or without notice.

Parts Warranty

ROTO-MIX warrants replacement parts against defects in materials or workmanship for a period of 90 days or the remainder of the product warranty, whichever is longer. Remedy for defective replacement parts for units that are beyond the original product warranty, will be limited to replacement of the failed part. Failures that are due to damage, improper installation, lack of maintenance or improper operation will not be covered.

ROTO-MIX 2205 East Wyatt Earp Blvd., Dodge City, KS 67801 (620) 225-1142 Fax: (620) 225-6370

SCALES WARRANTY & SERVICE POLICY

DIGI-STAR SCALE SYSTEMS

Digi-Star, LLC warrants for a period of one year from date of installation, to correct by repair or replacement, at Digi-Star's option, any defect in material or workmanship in any part of this product. In the event of replacement, Digi-Star's sole obligation shall be to provide replacement products or parts. F.O.B. Digi-Star, LLC, W5527 Hwy 106, Fort Atkinson, WI 53538 USA.

WEIGH-TRONIX SCALE SYSTEMS

WEIGH-TRONIX warrants for a period of one year from date of installation, to correct by repair or replacement, at Weigh-Tronix's option, any defect in material or workmanship in any part of this product. In the event of replacement, Weigh-Tronix's sole obligation shall be to provide replacement products or parts. F.O.B. Avery Weigh-Tronix, 1000 Armstrong Drive, Fairmont, MN 56031-1439 USA.

OPERATOR QUALIFICATIONS

Operation of this ration delivery box shall be limited to competent and experienced persons. In addition, anyone who will operate or work around a ration delivery box must use good common sense. In order to be qualified, he or she must also know and meet all other qualifications, such as:

1. Some regulations specify that no one under the age of sixteen (16) may operate power machinery. It is your responsibility to know what these regulations are in your area and/or situation.
2. Current OSHA regulations state in part: At the time of initial assignment and at least annually thereafter, the employer shall instruct **EVERY** employee in the safe operation and servicing of all equipment with which the employee is, or will be involved.
3. Unqualified persons are to **STAY OUT OF THE WORK AREA.**
4. A person who has not read and understood all operating and safety instructions is not qualified to operate the machinery.

FAILURE TO READ THIS RATION DELIVERY BOX MANUAL AND ITS SAFETY INSTRUCTIONS IS A MISUSE OF THE EQUIPMENT.



SAFETY

TAKE NOTE! THIS SAFETY ALERT SYMBOL FOUND THROUGHOUT THIS MANUAL IS USED TO CALL YOUR ATTENTION TO INSTRUCTIONS INVOLVING YOUR PERSONAL SAFETY AND THE SAFETY OF OTHERS. FAILURE TO FOLLOW THESE INSTRUCTIONS CAN RESULT IN INJURY OR DEATH.



THIS SYMBOL MEANS

-ATTENTION!

-BECOME ALERT!

-YOUR SAFETY IS INVOLVED!

SIGNAL WORDS: Note the use of the signal words **DANGER**, **WARNING**, and **CAUTION** with the safety messages. The appropriate signal word for each has been selected using the following guidelines:

DANGER: Indicates an imminently hazardous situation that, if not avoided, will result in serious injury or death. This signal word is to be limited to the most extreme situations typically for machine components which, for functional purposes, cannot be guarded.

WARNING: Indicates a potentially hazardous situation that, if not avoided, will result in serious injury or death, and includes hazards that are exposed when guards are removed. It may also be used to alert against unsafe practices.

CAUTION: Indicates a potentially hazardous situation that, if not avoided, may result in minor or moderate injury. It may also be used to alert against unsafe practices.

If you have questions not answered in this manual or require additional copies or the manual is damaged, please contact your dealer or ROTO-MIX, 2205 E. Wyatt Earp, Dodge City, Kansas, 67801. (Telephone) 620-225-1142 (Fax) 620-225-6370

SAFETY FIRST

REMEMBER: The careful operator is the best operator. Most accidents are caused by human error. Certain precautions must be observed to prevent the possibility of injury or death.



DO NOT ALLOW PERSONNEL OTHER THAN THE QUALIFIED OPERATOR NEAR THE MACHINE.



NEVER START MACHINE UNTIL ALL GUARDS AND SAFETY SHIELDS ARE IN PLACE.



DO NOT CLEAN, ADJUST OR LUBRICATE THE MACHINE WHILE IT IS IN MOTION.



LOOSE OR FLOPPY CLOTHING SHOULD NOT BE WORN BY THE OPERATOR.

OPERATING PRECAUTIONS & INSTRUCTIONS:

- A. Check to see that no obstructions are present in the ration delivery box prior to start up.
- B. Before loading, run the ration delivery box empty and check all operations.
- C. Do not overload the ration delivery box, as the mixing efficiency may be reduced and unit damage may occur. (See loading instructions).
- D. Remove all moisture drain plugs if the ration delivery box is going to set in the rain or snow.
- E. Be sure all shields are in place before operation.
- F. Use common sense when operating.



EQUIPMENT SAFETY GUIDELINES

Safety of the operator is one of the main concerns in designing and developing a new piece of equipment. Designers and manufactures build in as many safety features as possible. However, every year many accidents occur which could have been avoided by a few seconds of thought and a more careful approach to handling equipment. You, the operator, can avoid many accidents by observing the following precautions in this section. To avoid personal injury, study the following precautions and insist those working with you, or for you, follow them.

In order to provide a better view, certain photographs or illustrations in this manual may show an assembly with a safety shield removed. However, equipment should never be operated in this condition. Keep all shields in place. If shield removal becomes necessary for repairs, replace the shield prior to use.

Replace any CAUTION, WARNING, DANGER or instruction safety decal that is not readable or is missing. Location of such decals are indicated in this manual.

Do not attempt to operate this equipment under the influence of drugs or alcohol.

Review the safety instructions with all users annually.

This equipment is dangerous to children and persons unfamiliar with its operation. The operator should be a responsible adult familiar with farm machinery and trained in this equipment's operations. Do not allow persons to operate or assemble this unit until they have read this manual and have developed a thorough understanding of the safety precautions and of how it works.

To prevent injury or death, do not paint over, remove or deface any safety signs or warning decals on your equipment. Observe all safety signs and practice the instructions on them.

Never exceed the limits of a piece of machinery, in its ability to do a job, or to do so safely, is in question - **DON'T TRY IT.**



LIGHTING AND MARKING

It is the responsibility of the customer to know the lighting and marking requirements of the local highway authorities and to install and maintain the equipment to provide compliance with the regulations. Add extra lights when transporting at night or during periods of limited visibility.



KEEP ALL SHIELDS IN PLACE

Do not operate ration delivery box without safety shields in place.

Rotating parts can crush or dismember causing personal injury or death.

Disengage power supply and turn off engine before removing shields for adjustment or service.



OPERATE RATION DELIVERY BOX SAFELY

Rotating parts can entangle or strike people, resulting in personal injury or death.

Never enter a ration delivery box while in operation.

Operate the ration delivery box from the operator's seat only.

Do not exceed load capacity of the ration delivery box. (See loading instructions).

Reduce speed when turning or traveling on rough terrain.

Avoid traveling over loose fill, rocks, ditches or holes.

Keep transmissions in gear when traveling downhill.



KEEP RIDERS OFF RATION DELIVERY BOX

Keep riders off.

Riders are subject to injury such as being struck by foreign objects and being thrown off. Riders also obstruct the operator's view resulting in the machine being operated in an unsafe manner.



PREVENT BATTERY EXPLOSIONS

Keep sparks, lighted matches, and open flame away from the top of battery. Battery gas can explode.

Never check battery charge by placing a metal object across the posts. Use a volt-meter or hydrometer.

Do not charge a frozen battery; it may explode. Warm battery to 16C (60F)




AVOID HIGH-PRESSURE FLUIDS

Escaping fluid under pressure can penetrate the skin causing serious injury or death.

Avoid the hazard relieving pressure before disconnecting hydraulic or other lines. Tighten all connections before applying pressure.

Search for leaks with a piece of cardboard. Protect hands and body from high pressure fluids.

If an accident occurs, see a doctor immediately. Any fluid injected into the skin must be surgically removed within a few hours or gangrene may result. Doctors unfamiliar with this type of injury should reference a knowledgeable medical source.





PRACTICE FIRE PREVENTION

Keep fire extinguishers accessible at all times. Use the extinguisher recommended for the material being processed. It should be rated safe for use on electrical fires.

Never smoke close to combustible material.

Clean the area before welding or other activities which may make sparks.

Keep all components that generate excessive heat clear of oil and other combustible materials.



SAFETY DECAL CARE

Keep safety decals and signs clean and legible at all times.

Replace safety decals and signs that are missing or have become illegible.

Replaced parts that displayed a safety sign should also display the current sign.

Safety decals or signs are available from your dealer or the ROTO-MIX manufacturing plant.

How to Install Safety Decals:

Be sure that the installation area is clean and dry.

Decide on the exact position before you remove the backing paper.

Remove the smallest portion of the split backing paper.

Align the decal over the specified area and carefully press the small portion with the exposed sticky backing in place.

Slowly peel back the remaining paper and carefully smooth the remaining portion of the decal in place.

Small air pockets can be pierced with a pin and smoothed out using the piece of decal backing paper.



REMEMBER

Your best assurance against accidents is a careful and responsible operator. If there is any portion of this manual or function you do not understand, contact your dealer or the ROTO-MIX plant.

BEFORE OPERATION:

Carefully study and understand this manual.

Do not wear loose-fitting clothing which may catch in moving parts.

Always wear protective clothing and substantial shoes.

Keep wheel lug nuts or bolts tightened to specified torque.

Assure that all tires are inflated to the tire manufactures specifications.

Give the unit a visual inspection for any loose bolts, worn parts or cracked welds, and make necessary repairs. Follow the maintenance safety instructions included in this manual.

Be sure that there are no tools lying on or in the ration delivery box.

Do not use the unit until you are sure that the area is clear, especially children and animals.

Because it is possible that this ration delivery box may be used in dry areas or the presence of combustibles, special precautions should be taken to prevent fires and fire fighting equipment should be readily available.

Don't hurry the learning process or take the unit for granted. Ease into it and become familiar with your new ration delivery box.

Practice operation of your ration delivery box and its attachments. Completely familiarize yourself and other operators with its operation before using.



DURING OPERATION:

Beware of bystanders, **particularly children!** Always look around to make sure that it is safe to start the engine of the vehicle or move the unit. This is particularly important with higher noise levels and quiet cabs, as you may not hear people shouting.

NO PASSENGERS ALLOWED - Do not carry passengers anywhere on, or in, the truck or equipment, except as required for operation.

Keep hands and clothing clear of moving parts.

Do not clean, lubricate or adjust your ration delivery box while it is moving.

Be especially observant of the operating area and terrain - watch for holes, rocks or other hidden hazards. Always inspect the area prior to operation.

Do not operate near the edge of drop-offs or banks.

Do not operate on steep slopes as overturn may result.

Operate up and down (not across) intermediate slopes. Avoid sudden starts and stops.

Pick the levellest possible route when transporting across fields. Avoid the edges of ditches or gullies and steep hillsides.

Be extra careful when working on inclines.

Periodically clear the equipment of brush, twigs or other materials to prevent buildup of dry combustible materials.

Maneuver the equipment at safe speeds.

Avoid overhead wires or other obstacles. Contact with overhead lines could cause serious injury or death.

Avoid loose fill, rocks and holes; they can be dangerous for equipment operation or movement. Allow for unit length when making turns.

Do not walk or work under raised components or attachments unless securely positioned and blocked.

Keep all bystanders, pets and livestock clear of the work area.

Operate the equipment from the operator's seat only.

Never stand alongside of the unit with engine running. Never attempt to start engine and/or operate machine while standing alongside of unit.



DURING OPERATION (CONT.):

Never leave running ration delivery box unattended.

As a precaution, always recheck the hardware on ration delivery box following every 100 hours of operation. Correct all problems. Follow the maintenance safety procedures.



FOLLOWING OPERATION:

Following operation, stop the equipment, set the brakes, disengage all power drives, shut off the engine and remove the ignition keys.

Store the unit in an area away from human activity.

Do not park equipment where it will be exposed to livestock for long periods of time. Damage and livestock injury could result.

Do not permit children to play on or around the stored unit.

Make sure parked machine is on a hard, level surface and engage all safety devices.



HIGHWAY AND TRANSPORT OPERATIONS:

Adopt safe driving practices:

Always drive at a safe speed relative to local conditions and ensure that your speed is low enough for an emergency stop to be safe and secure. Keep speed to a minimum.

Reduce speed prior to turns to avoid the risk of overturning.

Avoid sudden uphill turns on steep slopes.

Do not coast with truck in neutral position.

Do not drink and drive.

Comply with state and local laws governing highway safety and movement of farm machinery on public roads.

Use approved accessory lighting, flags and necessary warning devices to protect operators of other vehicles on the highway during daylight and nighttime transport.

The use of flashing amber lights is acceptable in most localities. However, some localities prohibit their use. Local laws should be checked for all highway lighting and marking requirements.



HIGHWAY AND TRANSPORTIONS (CONT.):

When driving the ration delivery box on the road or highway under 20 MPH (40 KPH) at night or during the day, use flashing amber warning lights and a slow moving vehicle (SMV) identification emblem.

Plan your route to avoid heavy traffic.

Be a safe courteous driver. Always yield to oncoming traffic in all situations, including narrow bridges, intersections, etc.

Be observant of bridge loading ratings. Do not cross bridges rated lower than the gross weight at which you are operating.

Watch for obstructions overhead and to the side while transporting.

Always operate ration delivery box in a position to provide maximum visibility at all times. Make allowances for increased length and weight of the ration delivery box when making turns, stopping the unit, etc.



PERFORMING MAINTENANCE:

Good maintenance is your responsibility. Poor maintenance is an invitation to trouble.

Make sure there is plenty of ventilation. Never operate the engine of the vehicle in a closed building. The exhaust fumes may cause asphyxiation.

Before working on the ration delivery box, stop the vehicle, set the brakes, disengage all power drives, shut off the engine and remove the ignition keys.

Be certain all moving parts on attachments have come to a complete stop before attempting to perform maintenance.

Always use a safety support and block the wheels. Never use a jack to support the machine.

Always use the proper tools or equipment for the job at hand.

Use extreme caution when making adjustments.

Never use your hands to locate hydraulic leaks on attachments. Use a small piece of cardboard or wood. Hydraulic fluid escaping under pressure can penetrate the skin.

When disconnecting hydraulic lines, shut off hydraulic supply and relieve all hydraulic pressure.

Openings in the skin and minor cuts are susceptible to infection from hydraulic fluid. If injured by escaping hydraulic fluid, see a doctor at once. Gangrene can



PERFORMING MAINTENANCE(CONT.):

result. Without immediate treatment, serious infection and reactions can occur.

Replace all shields and guards after servicing and before moving.

After servicing, be sure all tools, parts and service equipment are removed.

Do not allow grease or oil to build up on any step or platform.

Never replace hex bolts with less than grade five (5) bolts unless otherwise specified.

Where replacement parts are necessary for periodic maintenance and servicing, genuine factory replacement parts must be used to restore your equipment to original specifications. ROTO-MIX will not claim responsibility for use of unapproved parts and/or accessories and other damages as a result of their use.

If equipment has been altered in any way from original design, ROTO-MIX does not accept any liability for injury or warranty.

A fire extinguisher and first aid kit should be kept readily accessible while performing maintenance on this ration delivery box.



READ THE FOLLOWING BEFORE WELDING ON THIS RATION DELIVERY BOX

When welding on your ration delivery box, do not allow the current to flow through the ball bearings or the conveyor chains. Ground directly to the item being welded.

Always disconnect the scale instrumentation from the weigh bars or load cells and the power source. Be sure the current does not pass through weigh bars or load cells or scale indicator. The alternator should always be disconnected.

⚠ WARNING APPLY THE PARKING BRAKE, TURN OFF ENGINE AND REMOVE IGNITION KEY BEFORE CLEANING, ADJUSTING, LUBRICATING OR SERVICING THIS MACHINE.

LOADING INSTRUCTIONS & PRECAUTIONS

Always return the retention gate to the rear of the unit before loading the box.

Loading the feed height evenly from the front to the rear of the box will result in a smoother and steadier flow of feed when feeding out.

The Ration Delivery Box has an option for an extension kit if needed.

OPERATING INSTRUCTIONS

Before loading confirm that floor is at the rear. **Red light on control box must be on.**

After reaching the first feed bunk:

1. Engage PTO switch.
2. Set floor rocker switch in the forward position.
3. If there is no feed on the conveyor move the floor forward to put feed on the conveyor. Ration should cover conveyor inside the feeder. Observe thru observation window or optional camera.
4. Lower the spout/wind guard.
5. Leave the discharge door down at 7" or raise for more feed.
6. Adjust the floor speed by rheostat for estimated discharge rate:
40 = 4 minutes 50 = 2 minutes initial starting point = 50 on rheostat.
7. Start conveyor and immediately move down bunk with engine rpm at 1,000 or above. Adjust conveyor rheostat as needed. Recommended starting point is 40 on rheostat.
8. When reaching the end of feed bunk turn conveyor off and raise spout/wind guard half way to catch any spillage off conveyor and maximize visibility.
9. Proceed to next bunk.
10. When box is empty set floor switch to rear. Return floor to the rear before turning PTO off. The red light on the control box will come on to indicate the belt gate is at the rear.

Note: Hydraulic pressure and flow reach their maximum at an engine speed of 1,000 RPM. Conveyor speed remains constant at engine RPM's above 1,000 regardless of throttle setting or groundspeed.

MAINTANENCE

DISENGAGE PTO & SHUT OFF POWER BEFORE SERVICING OR LUBRICATING THE MACHINE.

DO NOT WEAR LOOSE FITTING CLOTHING THAT MAY CATCH IN MOVING PARTS.

Approximate quantity of oil in truck hydraulic system is 60 gallons, oil quantity could be more or less depending on how many added hydraulic accessories are on your unit.

Hydraulic system uses (2) 1-1/4" filter elements SE-10, part #362442.

Oil Specification: (CITGO TRANSGARD TRACTOR HYDRAULIC FLUID - Material Code 633310001)

Capacity: 60 gallon (Approximate).

Maximum allowable operating temperature 240°F.

Check the oil level in the reservoir daily. It should be maintained 1" from the top of the sight gauge.


Oil is added through a filter screen inside the filler neck. Before filling, remove the screen, inspect, clean and replace if required. After replacing screen add oil to proper level.

All filters should be changed the first 24 hours after start up of the system, then after the running-in period (50-100 hours of service) and during normal maintenance every 300 - 500 hours of service. Carefully clean dirt from the return filter head and replace the filter element with **(#362442 Filter Element SE-10)**.

Drain reservoir and refill with new oil every 2000 hrs or annually, whichever occurs first. If the oil becomes contaminated and appears milky colored, replace immediately.

Every 100 hrs of operation, inspect all hydraulic hoses, hose connections, pump seals and motor seals for leakage. Tighten loose connections and replace damaged components.

A ball valve is provided at the bottom of the reservoir where the suction hose is connected. Turn this valve off to service hydraulic components. This prevents draining of the reservoir, however it is necessary to catch the oil that drains from disconnected hoses into a suitable container for proper disposal. Always check and refill the reservoir as required when servicing is completed.



SIGHT &
TEMP GAUGE

FILLER CAP
WITH SCREEN

HYDRAULIC OIL
FILTER ELEMENTS



BALL VALVE

SUCTION SCREEN


MAINTANENCE CONTINUED

PLANETARY GEARBOX:

Oil Specification: Mobil Delvac Synthetic Gear Oil 75W-90


After the first 100 hours of operation, drain initial oil, preferably when box is warm. For an effective oil change, the unit should be flushed with a liquid detergent recommended by the lubricant supplier and refilled with oil. Thereafter oil should be changed every 2000 hours or 12 months, whichever comes first. Fill gearbox with approximately 1-1/2 gallon of: **(Mobil Delvac Synthetic Gear Oil 75W-90)** to sight plug or at the centerline of gearbox.

RECOMMENDATION: It is advisable to check the oil level of the gearbox at least once a month. If more than 10% of the total oil capacity has to be added, check for oil leaks.



Sliding Gate Drive Chain Slack Adjustment (With Urethane Spring Take-up)

1. To adjust the floor drive chain, run the sliding gate all the way to the discharge end of the box until it stops.
2. Release the fasteners on the rear panel of the sliding gate.
3. A threaded adjuster rod is provided where the drive chain attaches to the sliding gate. It is factory preset, but may require adjustment with usage.
4. Loosen the two 1" hex nuts on the end of the threaded rod. Tighten the inner nut until the urethane springs are almost fully compressed (5/8" from end of canister). Tighten the outer nut against the inner to lock the adjustment. If the 5/8" compression of the urethane springs can not be obtained it may be necessary to remove a chain link to obtain the required urethane spring setting.
5. Replace the rear panel.

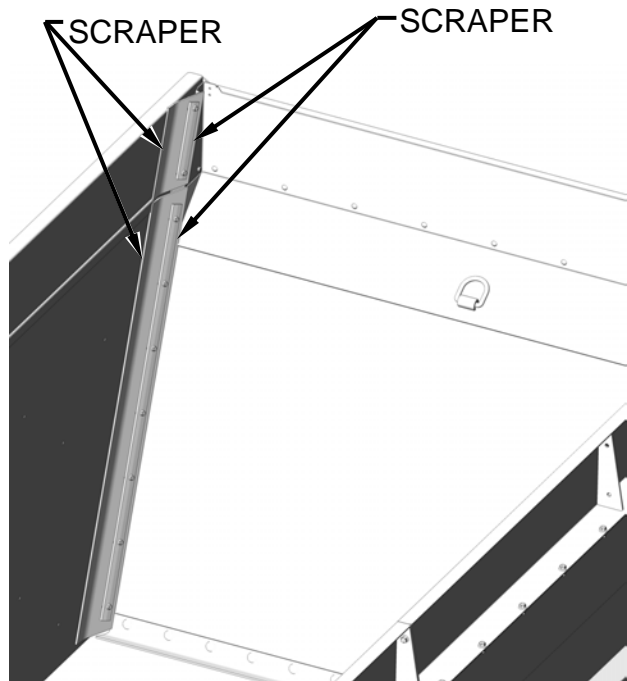


MAINTANENCE CONTINUED

SLIDING GATE SCRAPER ADJUSTMENT

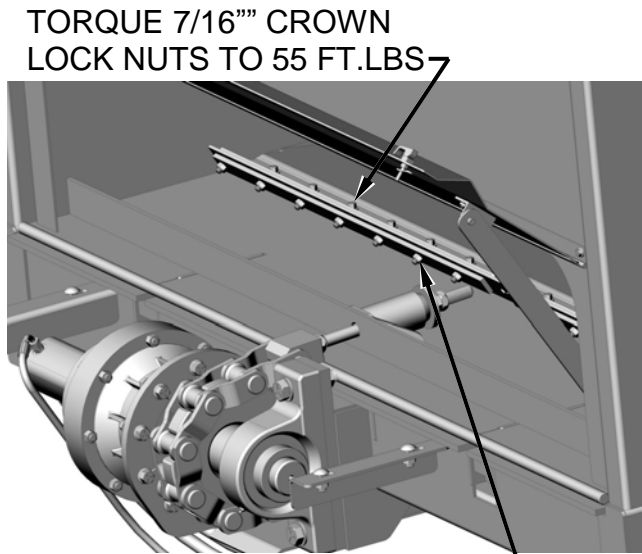
This illustration is shown with optional 12" extension on the sides of the box and the top of the Sliding Gate.

1. A high density polyethylene scraper bar is clamped to the vertical edges of the sliding gate. These scrapers must contact the vertical box walls to clean material.
2. To adjust, loosen the 3/8" carriage bolts clamping the scraper.
3. Move the scrapers so they contact against the box wall and retighten bolts.



FASTENING FLOOR BELT TO SLIDE GATE

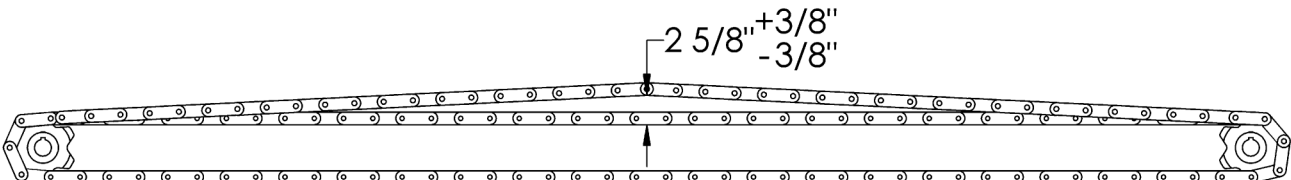
1. If the floor belt is ever removed from the slide gate the bolts and nuts that fastens the floor belt to the slide gate must be torqued as shown in the illustration.
2. If the nuts need to be replaced they must be replaced with 7/16"-20 Grade 8 Crown Lock Nuts and 1/2"-20 Grade 8 Crown Lock Nuts in order to be torqued properly.



TORQUE 1/2" CROWN LOCK NUTS TO 60 FT.LBS

CONVEYOR CHAIN TENSION

The conveyor chain should be tightened so that the slack is $2 \frac{5}{8}'' \pm \frac{3}{8}''$ when the chain is lifted in the center. See illustration below.



MAINTANENCE CONTINUED


CONVEYOR CHAIN LUBRICATION

Lubricate conveyor chain with light weight oil. Brush or spray on lightly every 40 hours of operation.

BEARINGS

Conveyor chain should be tightened on the right side of the machine, using the take-up bearings on each side of the conveyor to keep the chain evenly tensioned. See (A) below.

Grease (discharge end) conveyor bearings, floor belt roller bearings, floor drive chain bearing and beater bearings every 10 hours of operation with 2 pumps of grease or less. See (B) below.



LUBRICATION

ITEM	LUBRICATION	INTERVAL
Conveyor Chain	Light Weight Oil	Brush or spray on lightly every 40 hours of operation
Conveyor Bearings	Good Quality Grease	One pump every 10 hours of operation
Truck Hydrostat Reservoir	CITGO TRANSGARD TRACTOR HYDRAULIC FLUID - Material Code 633310001	2000 hours or every 12 months, whichever comes first
Planetary Gearbox (Floor Chain Drive)	Mobil Delvac <i>Synthetic Gear Oil 75W-90</i>	<ol style="list-style-type: none"> 1. First 100 hours of operation 2. Thereafter every 2000 hours or 12 months whichever comes first.
Oil Filters	#362442 Filter Element SE-10	<ol style="list-style-type: none"> 1. 24 hours after start up of the system. 2. After the running-in period (50-100 hours of service). 3. Normal maintenance every 300-500 hours of service.

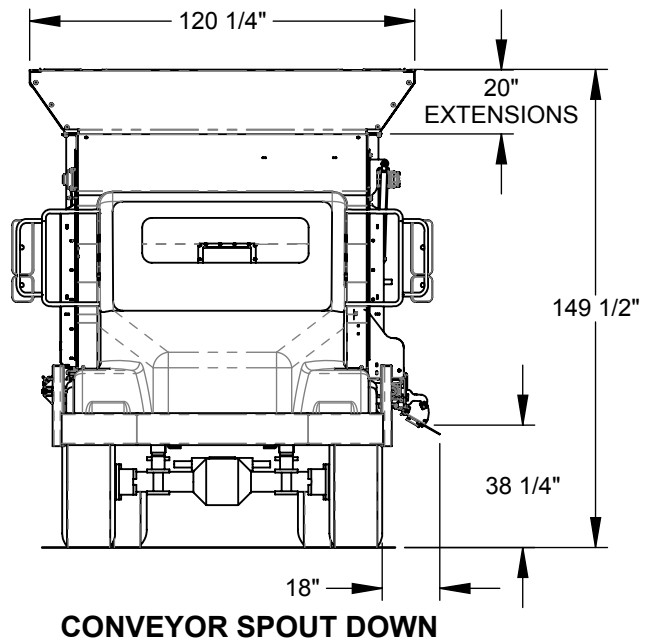
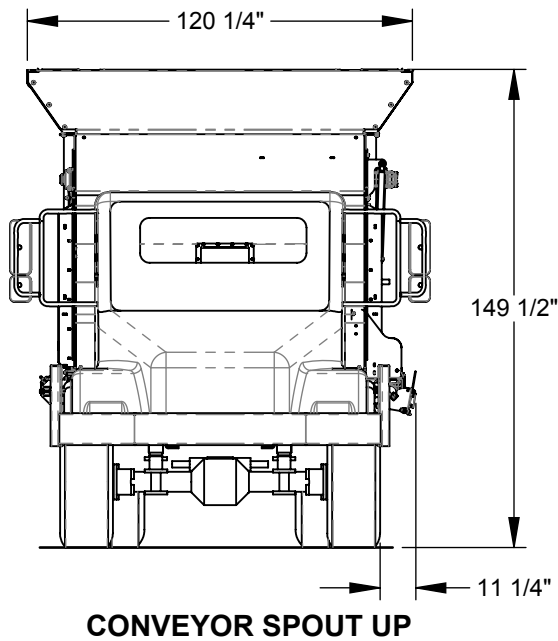
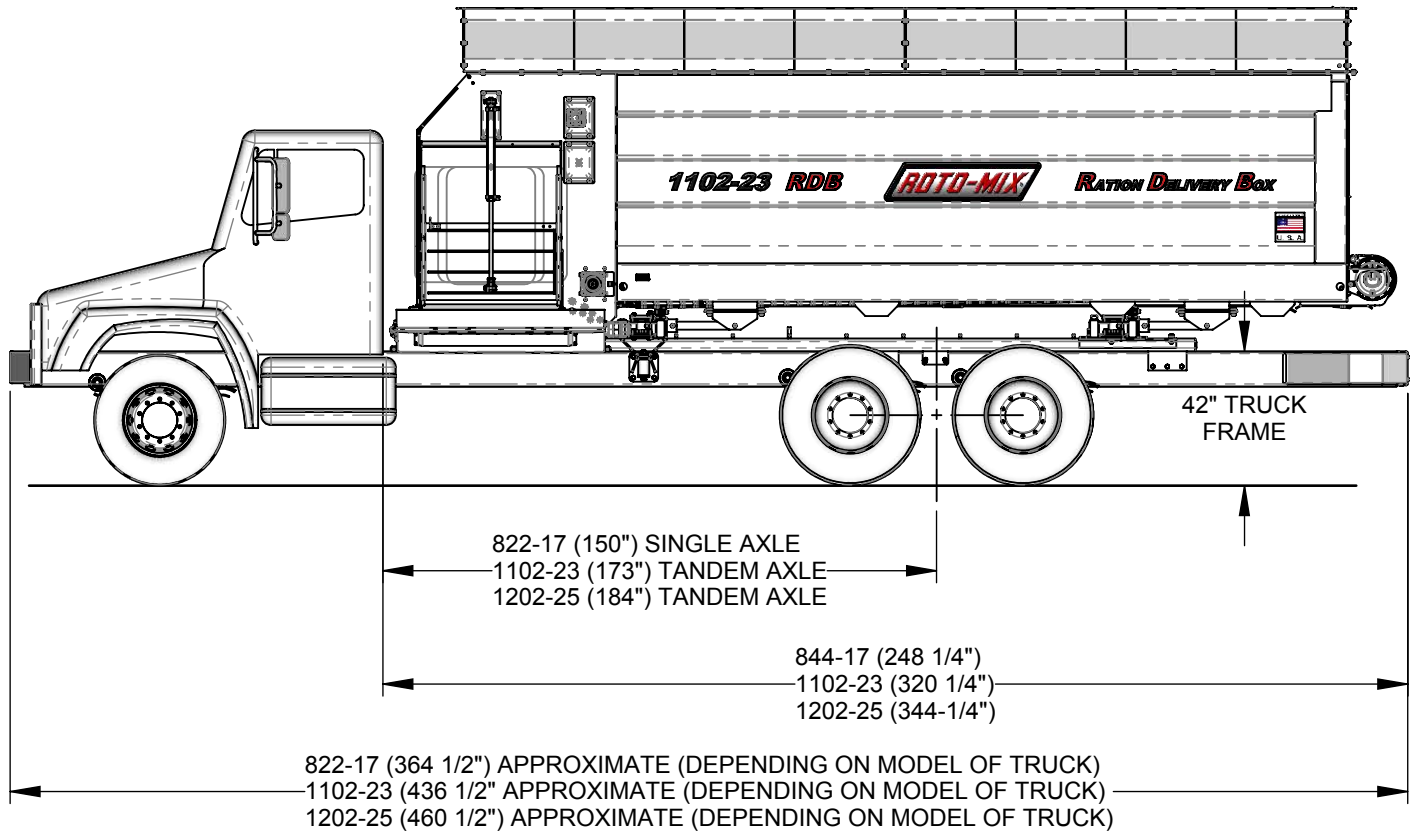
All Dimensions & Specifications are Approximate and Subject to Change Without Notice.

SPECIFICATIONS

Ration Delivery Box	822-17 Truck	1102-23 Truck	1202-25 Truck
Capacity Struck Level	760 Cubic Foot (with 12" extensions)	1,190 Cubic Foot (with 20" extensions)	1,300 Cubic Foot (with 20" extensions)
Load Capacity (Net)	24,000 lbs	50,000 lbs	50,000 lbs
Ration Delivery Box Weight (Empty) with Truck	27,600 lbs Approximate	37,500 lbs Approximate	38,450 lbs Approximate
Unload Speed/Time	Variable	Variable	Variable
Recommended HP	330 (Minimum) Truck	330 (Minimum) Truck	330 (Minimum) Truck
Belt Material & Chain	1/4" 350 PSI PVC Belt & WH124 H.D. Combination Chain for Belt and Retention Gate Drive System	1/4" 350 PSI PVC Belt & WH124 H.D. Combination Chain for Belt and Retention Gate Drive System	1/4" 350 PSI PVC Belt & WH124 H.D. Combination Chain for Belt and Retention Gate Drive System
Floor Belt & Gate Drive	Hydrostat Pump, Speed is Variable Controlled Inside Truck Cab	Hydrostat Pump, Speed is Variable Controlled Inside Truck Cab	Hydrostat Pump, Speed is Variable Controlled Inside Truck Cab
Conveyor, Beaters, Door	Load Sensing Pump controls Flow on Demand	Load Sensing Pump controls Flow on Demand	Load Sensing Pump controls Flow on Demand
Hydraulic Reservoir	60 Gallon approx. (CITGO TRANSGARD TRACTOR HYDRAULIC FLUID - Material Code 633310001)	60 Gallon approx. (CITGO TRANSGARD TRACTOR HYDRAULIC FLUID - Material Code 633310001)	60 Gallon approx. (CITGO TRANSGARD TRACTOR HYDRAULIC FLUID - Material Code 633310001)

All Dimensions & Specifications are Approximate and Subject to Change Without Notice.


RATION DELIVERY BOX DIMENSIONS



All Dimensions & Specifications are Approximate and Subject to Change Without Notice.

This Page intentionally left blank.

How to read a Roto-Mix Serial Number

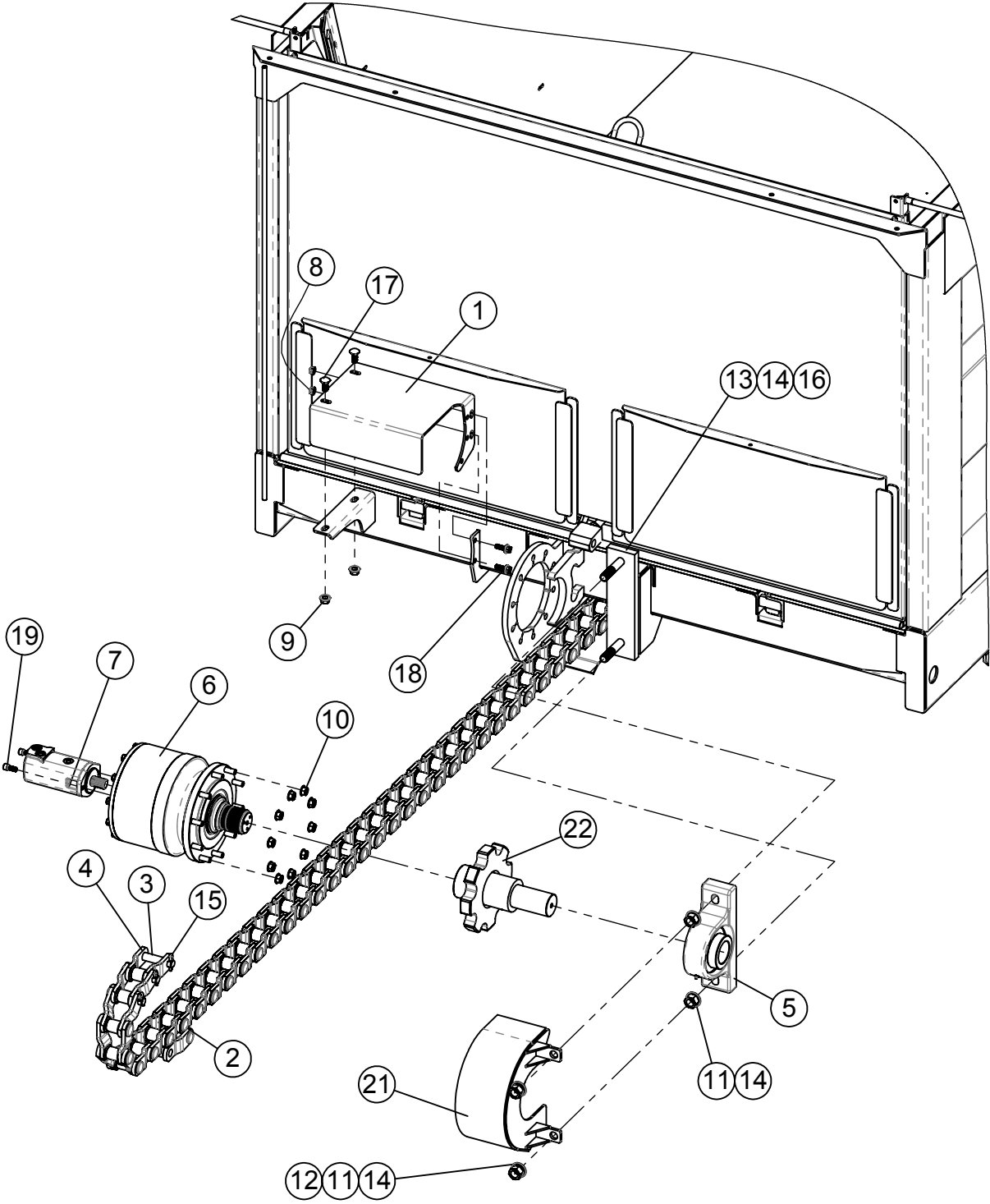


REPAIR PARTS TABLE OF CONTENTS

	PAGE NO.
RDB FLOOR DRIVE MOTOR & GEARBOX	28-31
RDB FLOOR BELT & BELT ROLLER	32-35
RDB FLOOR & FASTENERS.....	36
RDB RIGHT HAND ACCESS DOOR	37-39
RDB RETENTION GATE ASSEMBLY	40-43
RDB CONVEYOR BOX ASSEMBLY.....	44-47
RDB CONVEYOR	48-64
RDB BEATER ASSEMBLY	65-66
RDB BELT WIPER ASSEMBLY	68-73
RDB TRUCK DRIVE LINE ASSEMBLY.....	74
RDB HYDRAULICS KEY COMPONENTS	75
RDB OIL RESERVOIR AND RELATED COMPONENTS.....	76-77
RDB HYDRAULIC VALVE & FLOOR MOTOR.....	78-79
RDB VALVE COVER ASSEMBLY	80
RDB FENDERS, MUD FLAPS & BUMPER.....	81
RDB CONVEYOR, SHORT SPOUT (STANDARD)	82-83
RDB CONVEYOR, LONG SPOUT (OPTIONAL).....	84
RDB BELT LIMIT SWITCH KIT	85
RDB SCALE PARTS	86-89
RDB EXTENSION KITS	90-94
RDB CONTROL BOX	95
RDB CONTROL STAND, ARMREST & WIDE MARKER ASSEMBLY	96-97
RDB DECALS.....	98-99

RDB UNIBODY FLOOR DRIVE MOTOR & GEARBOX

Use this page starting with Serial #410491438



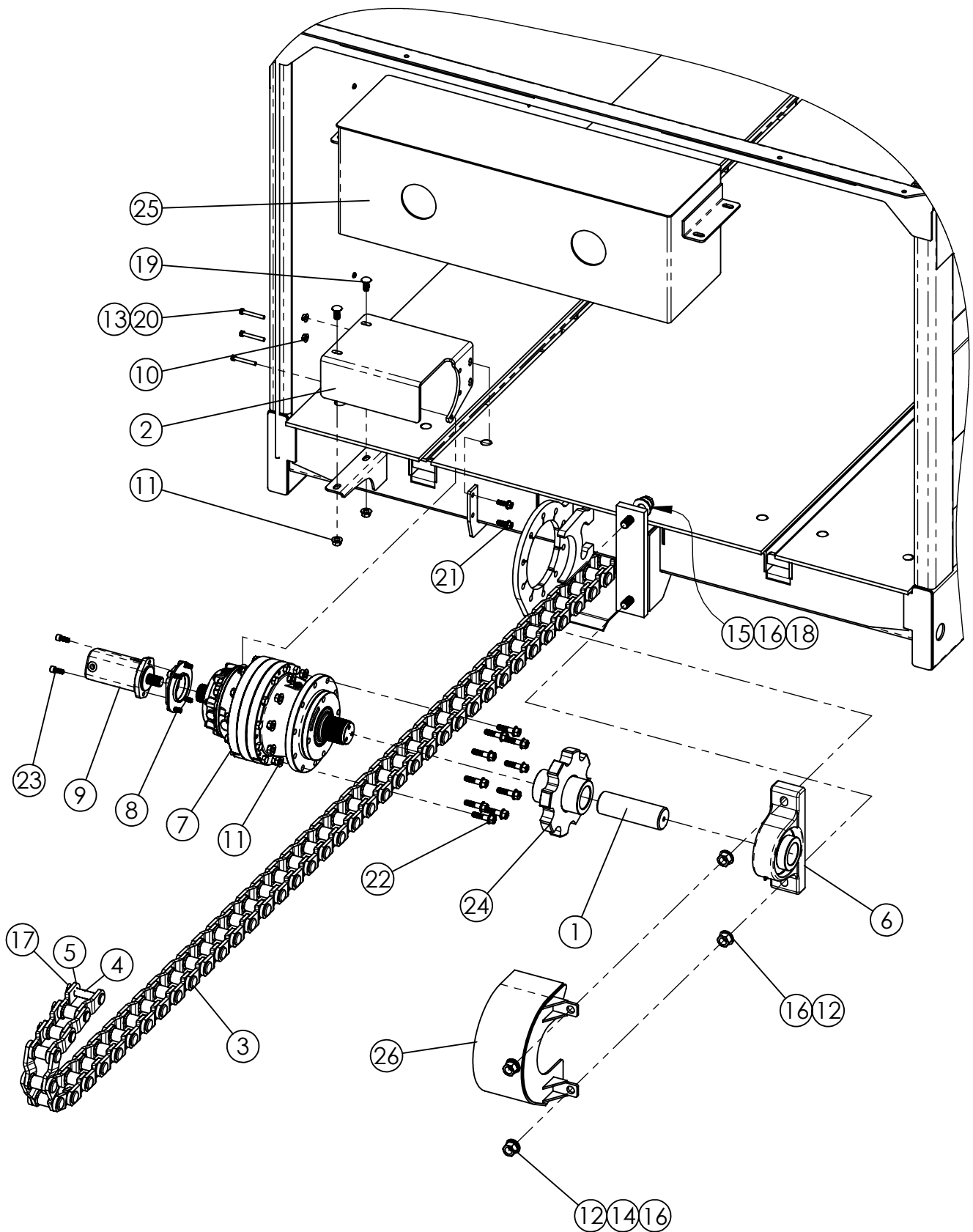
RDB UNIBODY FLOOR DRIVE MOTOR & GEARBOX

Use this page for Serial #'s Starting with 410491438

ITEM #	PART #	DESCRIPTION	QTY.
1	132180	RDB COVER, MOTOR (AUBURN GB)	1
2	322561	CHAIN, WELDED MILL - 4.063 PITCH (RDB 1102-23)	20.66'
	322561	CHAIN, WELDED MILL - 4.063 PITCH (RDB 1202-25)	22.66'
	322561	CHAIN, WELDED MILL - 4.063 PITCH (RDB 822-17)	14.66'
3	322561P	CONNECTOR PIN, 1" WH124HD MILL CHAIN	4
4	322578	LINK, WELDED MILL CHAIN - (WH124HD)	2
5	340942	PILLOW BLOCK BEARING 2-15/16"	1
6	344167	AUBURN GEARBOX 60003781	1
7	360049	HYD MOTOR, 18.7 CIR 14 TOOTH "A" MNT	1
8	400114	HEX NUT, 1/2-13 SERRATED FLANGE #5	6
9	400120	HEX NUT, 5/8"-11 SERRATED FLANGE #5 PLTD	2
10	400129	FLANGE NUT, 5/8"-18 SERRATED	10
11	400216	HEX NUT, 1"-8 #5 PLTD	4
12	402016	SPLIT LOCK WASHER 1" MED PLTD	2
13	402416	FLAT WASHER, 1" ID x 2-1/2" OD	2
14	402516	WASHER FLAT, 1" SAE PLTD	6
15	404008	COTTER PIN, 5/16" x 1-1/2"	4
16	405837	HHCS 1"-8 x 6" #5 PLTD	2
17	407120	CHCS 5/8"-11 x 1-1/2" #5 PLTD	2
18	407913	HHCS 1/2"-13 x 1-1/2" SERRATED #5 PLTD	2
19	409063	SHCS, 1/2"-13 x 1-1/4" LG	2
20	830515	FEEDER DISCHARGE DOOR WA	1
21	830714	802 CHAIN COVER	1
22	830752	RDB DRIVE SPROCKET W.A.	1

RDB FLOOR DRIVE MOTOR & GEARBOX

Use this page for Serial #'s up to & including #410291387

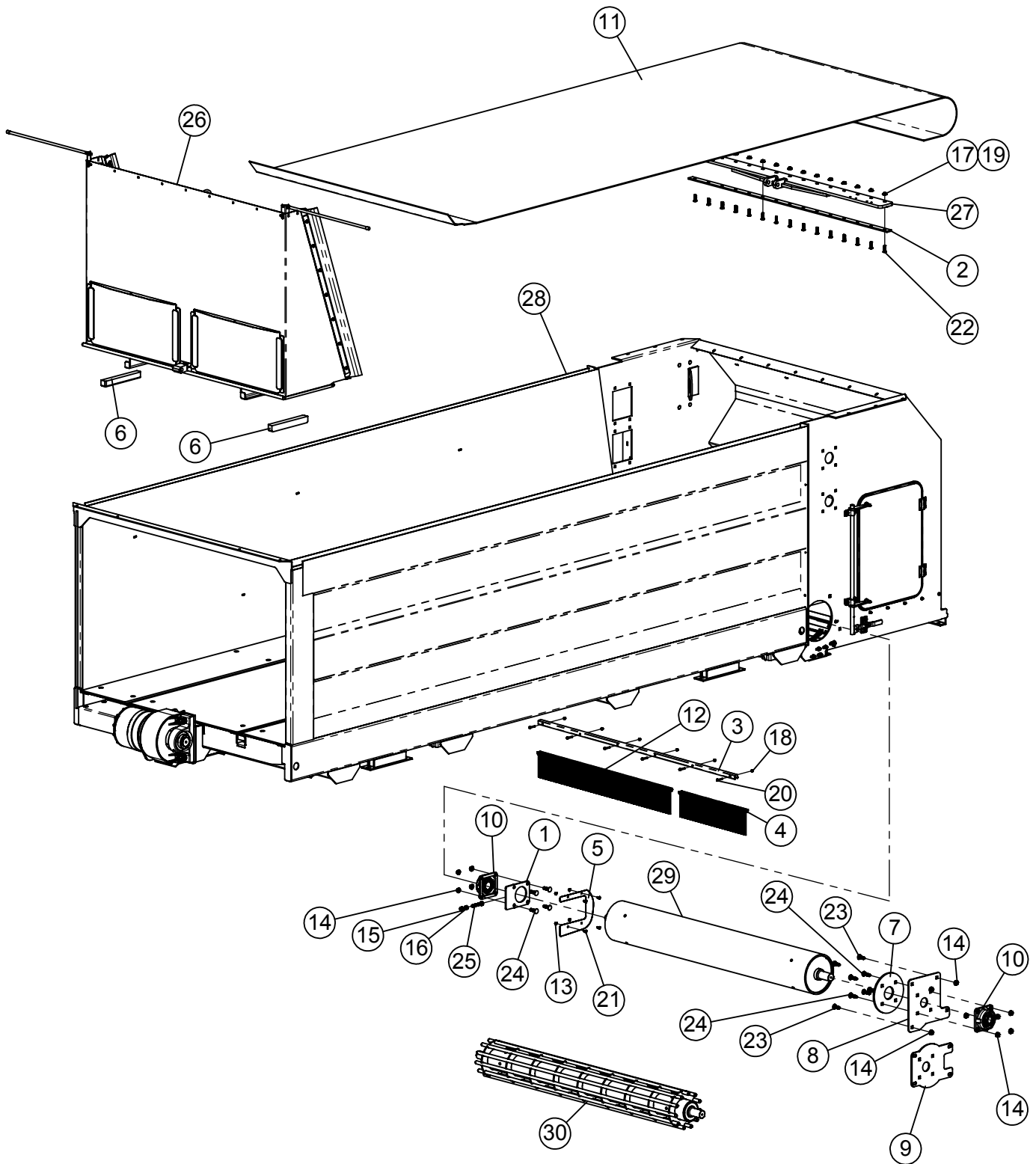


RDB FLOOR DRIVE MOTOR & GEARBOX

ITEM #	PART #	DESCRIPTION	QTY.
1	130664	802 BEARING SHAFT	1
2	131753	RDB COVER, MOTOR	1
3	322561	CHAIN, WELDED MILL - 4.063 PITCH (RDB 1102-23)	20.66'
	322561	CHAIN, WELDED MILL - 4.063 PITCH (RDB 1202-25)	22.66'
4	322561P	CONNECTOR PIN, 1" WH124HD MILL CHAIN	3
5	322578	LINK, WELDED MILL CHAIN - (WH124HD)	1
6	340942	PILLOW BLOCK BEARING 2-15/16"	1
7	344161	GEARBOX, BREVINI (BASE UNIT)	1
8	344274	MOTOR ADPT KIT, BREVINI "A" MAGNETO MNT.	1
9	360053	HYD MOTOR, 11.9 CIR 14 TOOTH "A" MNT	1
10	400114	HEX NUT, 1/2-13 SERRATED FLANGE #5	2
11	400120	HEX NUT, 5/8"-11 SERRATED FLANGE #5 PLTD	12
12	400216	HEX NUT, 1"-8 #5 PLTD	4
13	402006	WASHER SPRING LOCK 3/8" MED PLTD	3
14	402016	SPLIT LOCK WASHER 1" MED PLTD	2
15	402416	FLAT WASHER, 1" ID x 2-1/2" OD	2
16	402516	WASHER FLAT, 1" SAE PLTD	6
17	404008	COTTER PIN, 5/16" x 1-1/2"	3
18	405837	HHCS 1"-8 x 6" #5 PLTD	2
19	407120	CHCS 5/8"-11 x 1-1/2" #5 PLTD	2
20	407818	HHCS METRIC 10mm-1.5 x 80mm (GRD 10.9)	3
21	407913	HHCS 1/2"-13 x 1-1/2" SERRATED #5 PLTD	2
22	407924	HHCS 5/8"-11 x 2-1/2" SERRATED #5 PLTD	10
23	409063	SHCS, 1/2"-13 x 1-1/4" LG	2
24	830298	802 DRIVE SPROCKET W.A.	1
25	830526	GEARBOX COVER WA (OLD ORIGINAL COVER)	1
26	830714	802 CHAIN COVER	1

RDB FLOOR BELT & BELT ROLLER

Use this page for Serial #'s 411070948, 410970950, 410181039
and 410281076 and for Serial #'s after 410281076

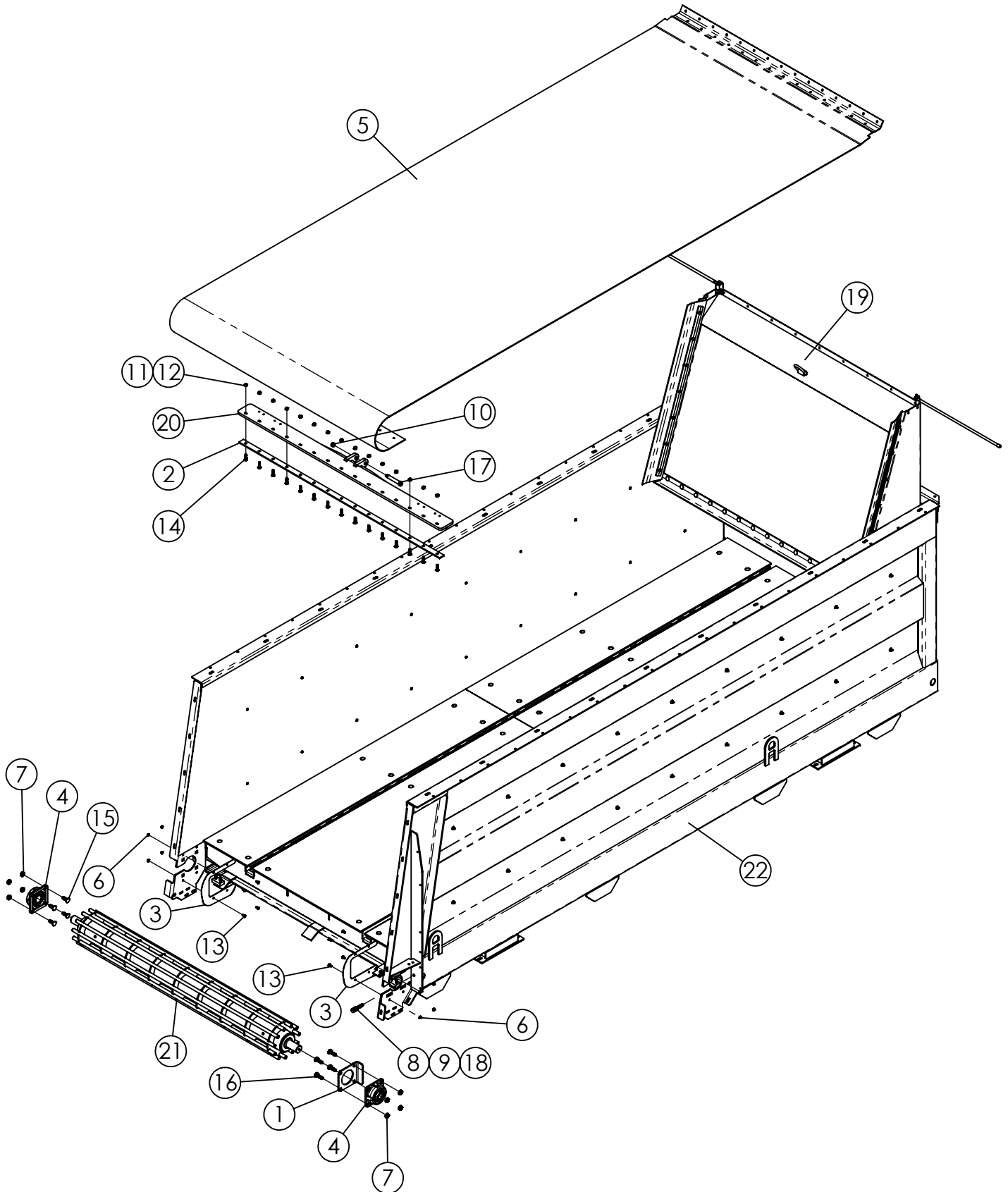


RDB FLOOR BELT & BELT ROLLER

ITEM #	PART #	DESCRIPTION	QTY.
1	130749	802 BELT ADJUSTER BRACKET	1
2	130764	802 PLATE BELT CLAMP	1
3	130785	802 BROOM CLAMP	1
4	130836	BROOM 8" BRISTLES x 30" LONG	1
5	131611	SPACER, BELT	1
6	132073	802 UHMW FRONT GATE GUIDE	2
7	132207	FILLER PLATE	1
8	132209	ROLLER BEARING MOUNT PLATE (For Serial #'s 410481090 & Newer)	1
9	132085	ROLLER BEARING MOUNT PLATE (For Serial #'s 410481089 & Older)	1
10	340539	BEARING, 2-7/16 I.D.	2
11	351039	1102 RDB BELT	1
	351040	1202 RDB BELT	-
	351061	822-17 RDB BELT	-
12	351048	BROOM 8" BRISTLES x 60" LG	1
13	400107	HEX NUT, 3/8"-16 SERRATED FLANGE #5	31
14	400116	HEX NUT, 3/4"-10 SERRATED FLANGE #5 PLTD	12
15	400212	HEX NUT 3/4"-10 #5 PLTD	1
16	400612	HEX JAM NUT 3/4-10	1
17	400908	HEX CROWN LOCNUT 1/2"-13 #9	15
18	401106	HEX NUT, 3/8"-16 NYLOC #5 PLTD	51
19	402408	WASHER, FLAT 1/2" MED PLTD	15
20	405657	HHCS 3/8"-16 x 2" #5 PLTD	6
21	407040	CHCS 3/8"-16 x 1" #5 PLTD	11
22	407104	CHCS 1/2"-13 x 2" #5 PLTD	15
23	407140	CHCS 3/4"-10 x 2" #5 PLTD	4
24	407141	CHCS 3/4"-10 x 2-1/2" #5 PLTD	8
25	407475	HHCS 3/4"-10 x 4" #5 PLTD FULL THREAD	1
26	730271	1102/1202 RETENTION GATE ASSY	1
27	830304	802 CHAIN / BELT ADAPTER W/A	1
28	830750	1102-23 RDB BOX W.A. (CONV EXT)	1
	830753	1202-25 RDB BOX W.A. (CONV EXT)	-
	830768	822-17 RDB BOX W.A. (CONV EXT)	-
29	830767	RDB SOLID IDLER W.A. (Replaces #830607 Below)	1
30	830607	702-1202 BELT IDLER W.A. (NARROW)	1

RDB FLOOR BELT & BELT ROLLER

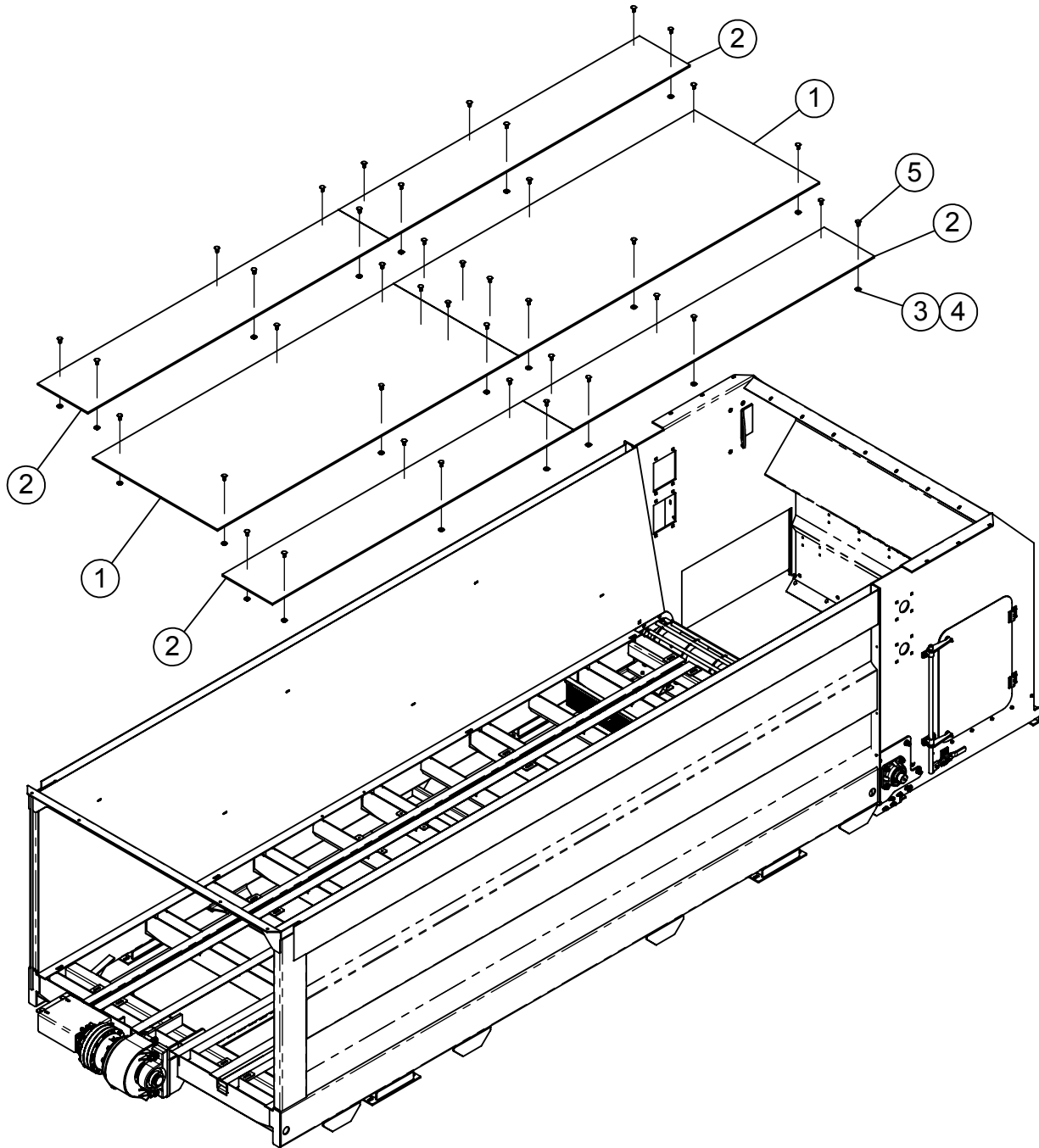
Use this page for Serial #'s Before 411070948 and for Serial #'s 411070956, 811070957, 411170983, 41170985, 411170987, 411171000, 411271014, 410181033, 410181037, 410181058 and 410281070



RDB FLOOR BELT & BELT ROLLER

ITEM #	PART #	DESCRIPTION	QTY.
1	130749	802 BELT ADJUSTER BRACKET	1
2	130764	802 PLATE BELT CLAMP	1
3	131611	SPACER, BELT	2
4	340539	BEARING, 2-7/16 I.D.	2
5	351039	1102 RDB BELT	1
	351040	1202 RDB BELT	1
6	400107	HEX NUT, 3/8"-16 SERRATED FLANGE #5 PLTD	8
7	400116	HEX NUT, 3/4"-10 SERRATED FLANGE #5 PLTD	8
8	400212	HEX NUT 3/4"-10 #5 PLTD	1
9	400612	HEX JAM NUT 3/4-10	1
10	400812	HEX NUT, 3/4"-10 CENTER-LOC #5 PLTD	1
11	400908	HEX CROWN LOCKNUT 1/2"-13 #9 PLTD	15
12	402508	FLAT WASHER, SAE, 1/2" ID x 1" OD	15
13	407040	CHCS 3/8"-16 x 1" #5 PLTD	8
14	407104	CHCS 1/2"-13 x 2" #5 PLTD	15
15	407140	CHCS 3/4"-10 x 2" #5 PLTD	4
16	407141	CHCS 3/4"-10 x 2-1/2" #5 PLTD	4
17	407415	SHOULDER BOLT, 1"D x 5"LG x 3/4"-10 THREAD	1
18	407475	HHCS 3/4"-10 x 4" #5 PLTD FULL THREAD	1
19	730239	1102/1202 RETENTION GATE ASSY	1
20	830304	802 CHAIN / BELT ADAPTER W/A	1
21	830607	802 BELT IDLER W.A. (NARROW)	1
22	830670	1102 RDB BOX W.A.	1
	830680	1202 RDB BOX W.A.	1

RDB FLOOR & FASTENERS

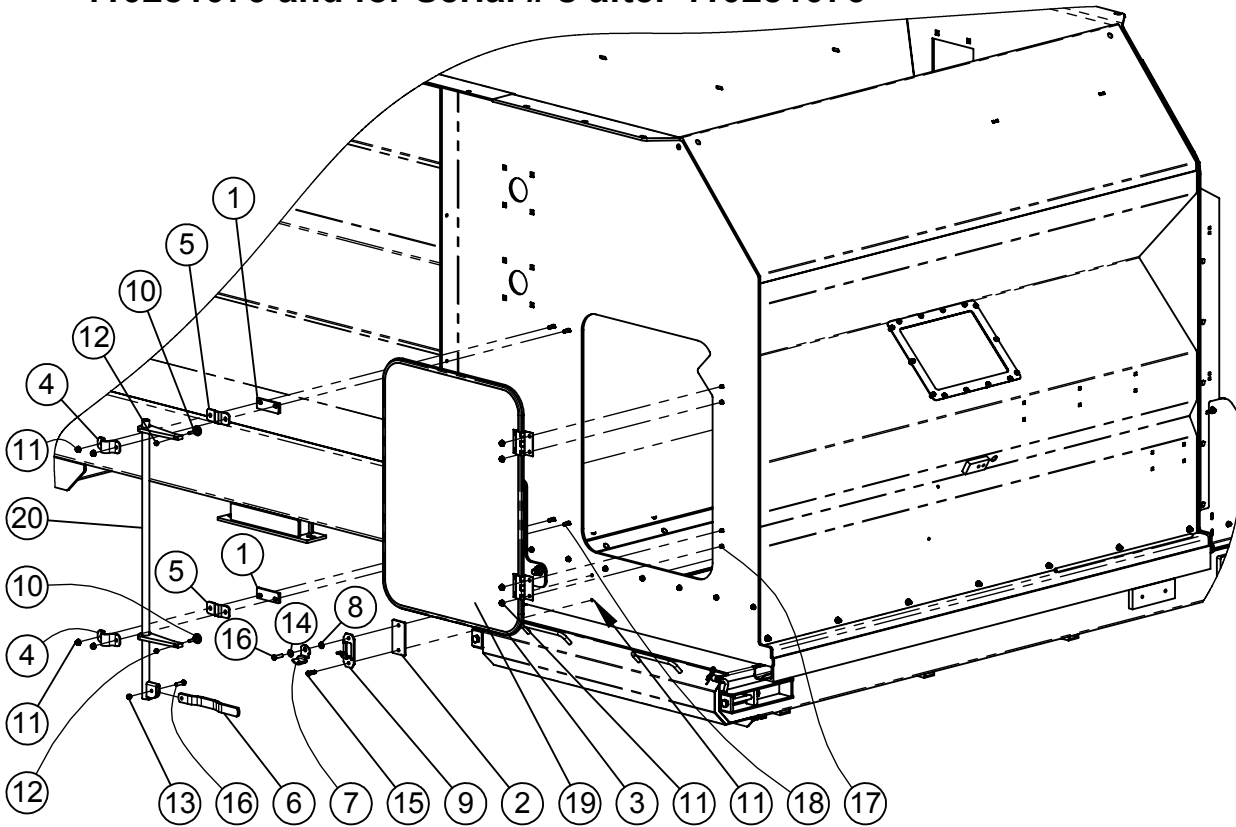


ITEM #	PART #	DESCRIPTION	QTY.
1	131661P	FLOOR CENTER BLANK, (HDPE-UVI), (1102)	2
	131697P	FLOOR CENTER BLANK (HDPE-UVI), (1202)	2
	132246P	FLOOR CENTER BLANK, (HDPE-UVI), (822)	2
2	131662P	FLOOR SIDE BLANK, (HDPE-UVI), (1102)	4
	131698P	FLOOR SIDE BLANK, (HDPE-UVI), (1202)	4
	132245P	FLOOR SIDE BLANK, (HDPE-UVI), (822)	4
3	401106	HEX NUT, 3/8"-16 NYLOC #5 PLTD	AN
4	402606	FENDER WASHER 3/8" x 1 1/2" PLTD	AN
5	407323	ELEVATOR BOLT PLTD 3/8"-16 x 1-1/2"	AN

AN = AS NEEDED

RDB RIGHT HAND ACCESS DOOR

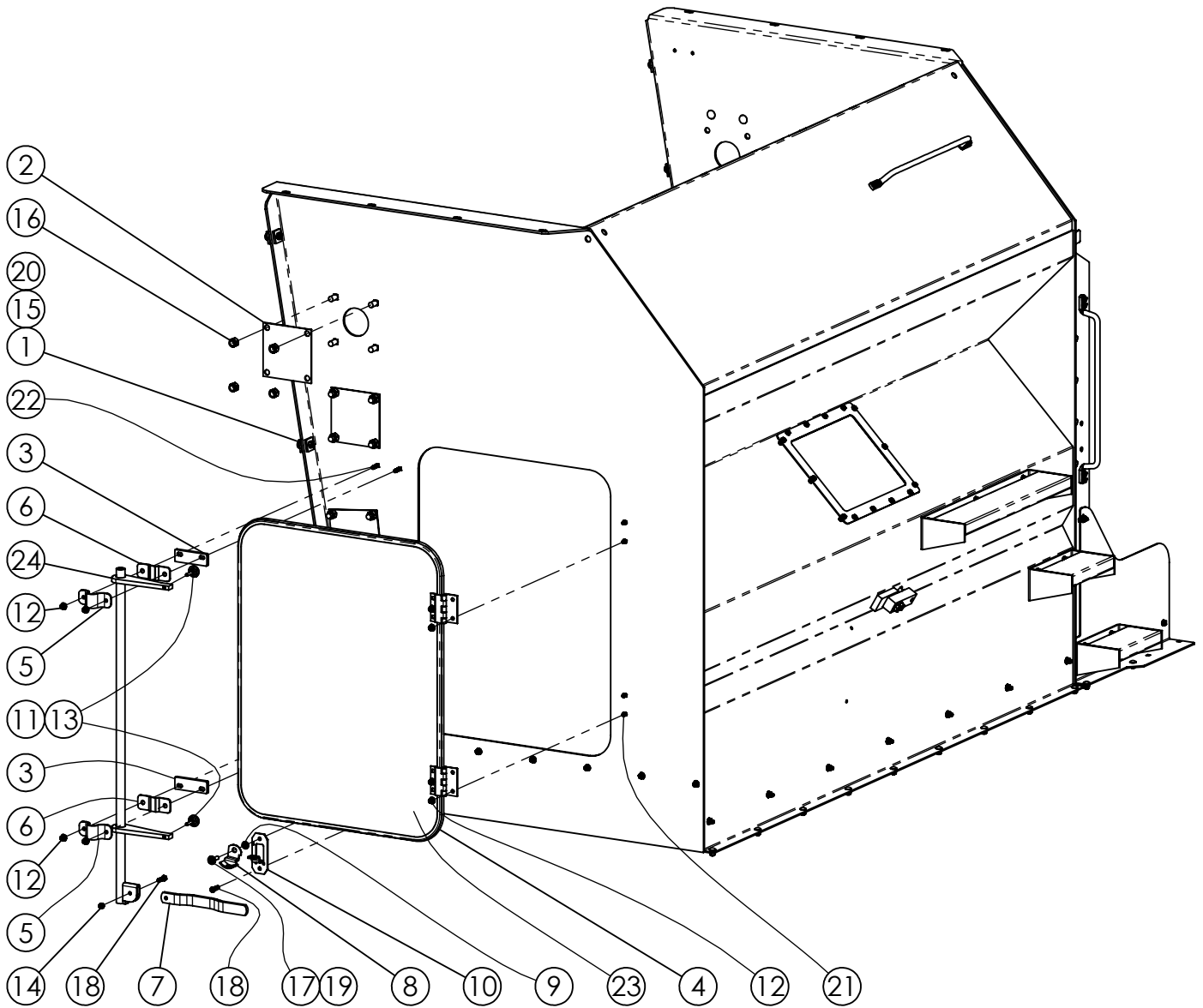
Use this page for Serial #'s 411070948, 410970950, 410181039 and 410281076 and for Serial #'s after 410281076



ITEM #	PART #	DESCRIPTION	QTY.
1	189503	CAM ROD SPACER	2
2	189874	700 LT OB CAM SPACER 5"	1
3	351056	RUBBER BULB SEAL 5/32"	11 FT
4	370316	CAM LOCK TOP PLATE	2
5	370317	CAM LOCK BOTTOM PLATE	2
6	370319	CAM LOCK HANDLE	1
7	370320	HANDLES CAM LOCK	1
8	370321	CAM LOCK BUSHING	1
9	370322	HANDLE STOP	1
10	370323	LEVELING PAD	2
11	400107	HEX NUT, 3/8"-16 SERRATED FLANGE #5	10
12	400205	HEX NUT 5/16"-18 #5 PLTD	2
13	401106	HEX NUT, 3/8"-16 NYLOC #5 PLTD	1
14	402406	FLAT WASHER 3/8" PLTD	1
15	405654	HHCS 3/8"-16 x 1-1/4" #5 PLTD	1
16	405655	HHCS 3/8"-16 x 1 1/2" #5 PLTD	2
17	407039	CHCS 3/8"-16 x 3/4" #5 PLTD	4
18	407042	CHCS 3/8"-16 x 1-1/2" #5 PLTD	4
19	830547	FEEDER RIGHT HAND DOOR WA	1
20	872706RH	700 (RH DISCHARGE) RIGHT OB CAM WA	1

RDB CONVEYOR BOX ASSEMBLY

Use this page for Serial #'s Before 411070948 and for Serial #'s 411070956, 811070957, 411170983, 41170985, 411170987, 411171000, 411271014, 410181033, 410181037, 410181058 and 410281070

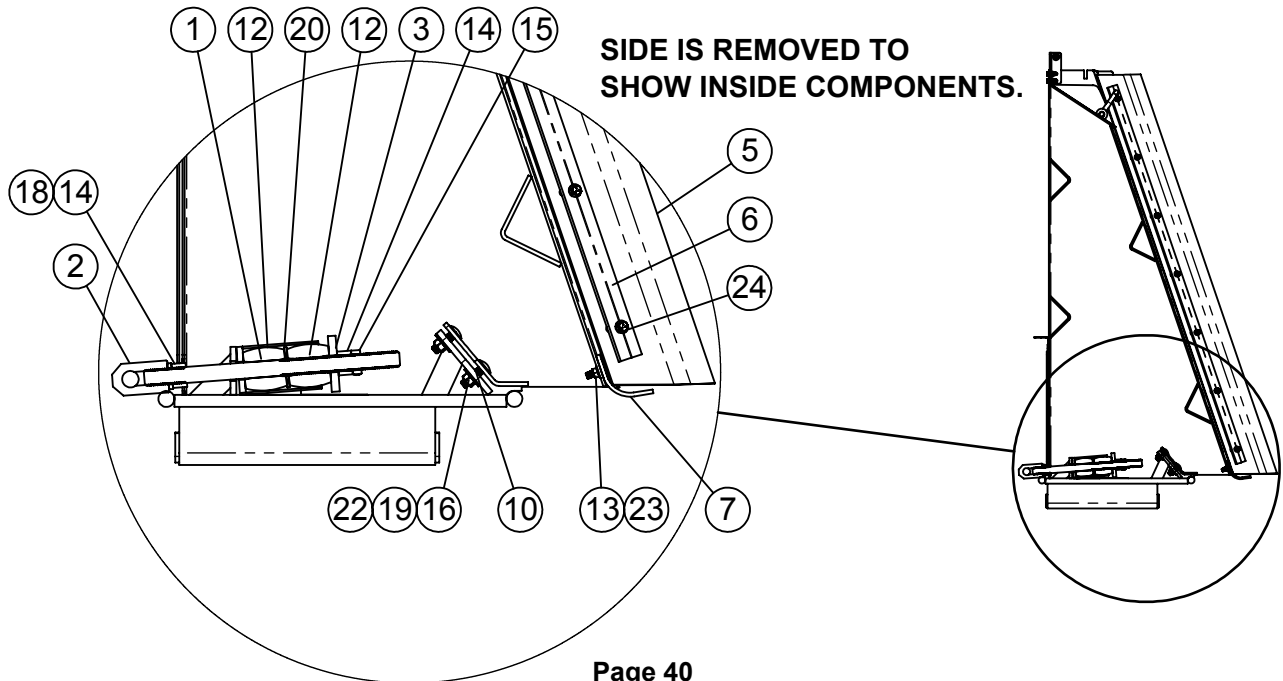
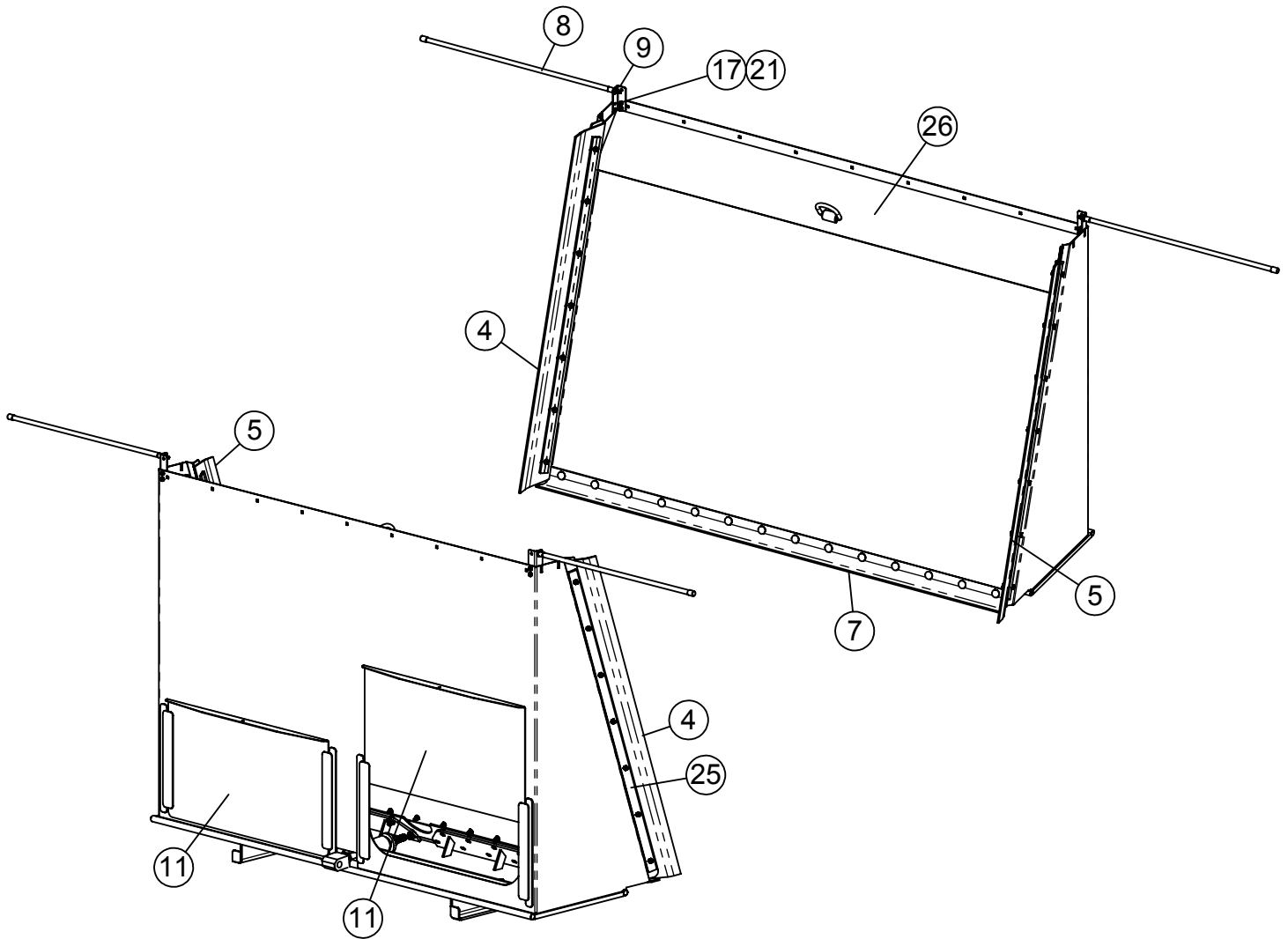


RDB CONVEYOR BOX ASSEMBLY

ITEM #	PART #	DESCRIPTION	QTY.
1	130954	WASHER, SQ.	24
2	131597	FEEDER BEATER COVER SMALL	3
3	189503	CAM ROD SPACER	2
4	351056	RUBBER BULB SEAL 5/32"	11
5	370316	CAM LOCK TOP PLATE	2
6	370317	CAM LOCK BOTTOM PLATE	2
7	370319	CAM LOCK HANDLE	1
8	370320	HANDLES CAM LOCK	1
9	370321	CAM LOCK BUSHING	1
10	370322	HANDLE STOP	1
11	370323	LEVELING PAD	2
12	400107	HEX NUT, 3/8"-16 SERRATED FLANGE #5	61
13	400205	HEX NUT 5/16"-18 #5 PLTD	2
14	401106	HEX NUT, 3/8"-16 NYLOC #5 PLTD	1
15	401108	HEX NUT, 1/2"-13 NYLOC #5 PLTD	24
16	401110	HEX NYLOC NUT 5/8"-11 #5 Pltd	12
17	402406	FLAT WASHER 3/8" PLTD	1
18	405654	HHCS 3/8"-16 x 1-1/4" #5 PLTD	2
19	405655	HHCS 3/8"-16 x 1 1/2" #5 PLTD	1
20	405704	HHCS 1/2"-13 x 1-3/4" #5 PLTD	12
21	407039	CHCS 3/8"-16 x 3/4" #5 PLTD	29
22	407042	CHCS 3/8"-16 x 1-1/2" #5 PLTD	4
23	830547	FEEDER RIGHT HAND DOOR WA	1
24	872706RH	700 (RH DISCHARGE) RIGHT OB CAM WA	1

RDB RETENTION GATE ASSEMBLY

Use this page for Serial #'s 411070948, 410970950, 410181039 and 410281076 and for Serial #'s after 410281076

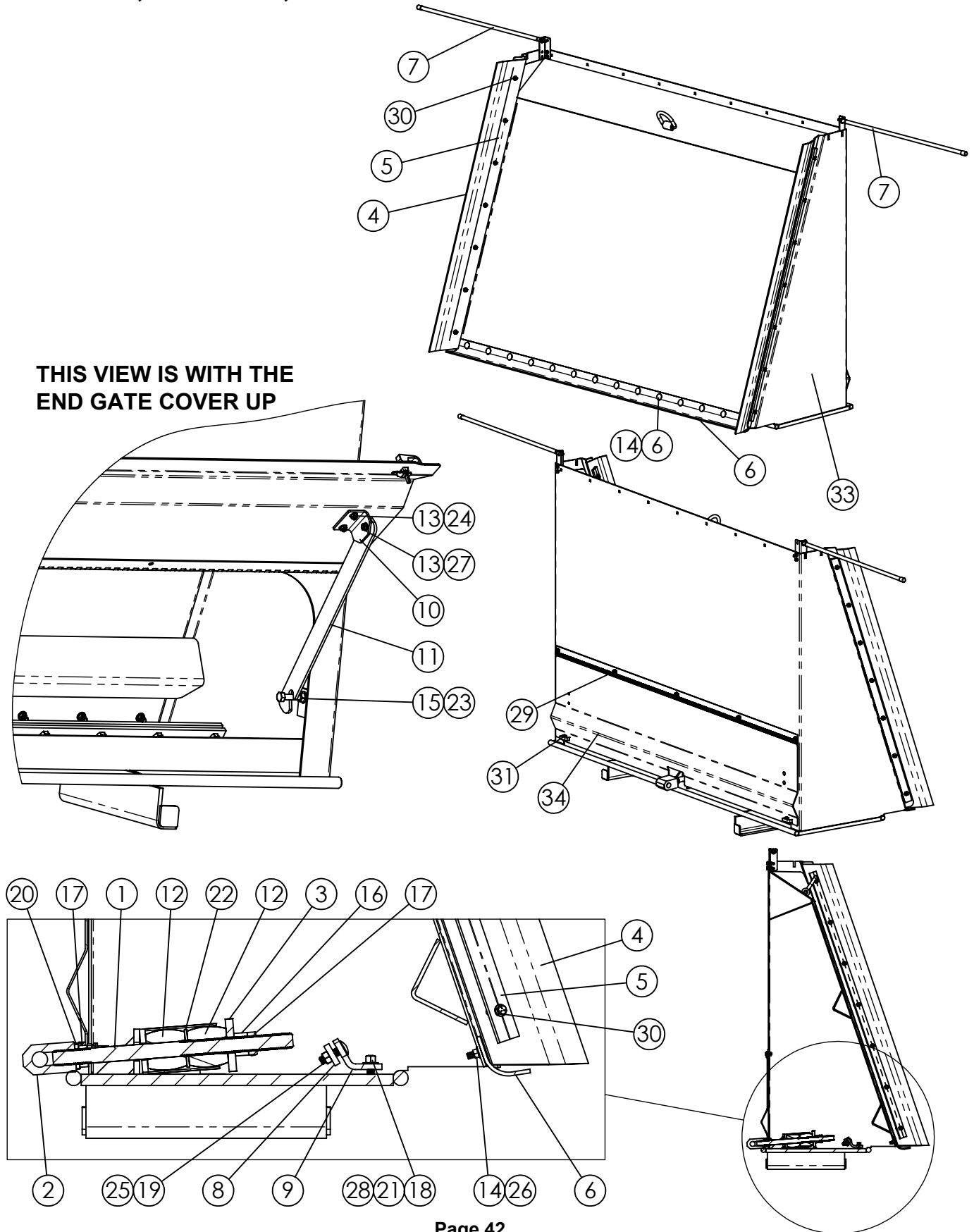


RDB RETENTION GATE ASSEMBLY

ITEM #	PART #	DESCRIPTION	QTY.
1	130760	802 FRONT GATE CHAIN ADAPTER	1
2	130762	802 CHAIN LUG (3 1/2" LG)	1
3	130797	802 WASHER, 1/2 x 1-1/16 x 3-1/2	1
4	131301	SCRAPER	1
5	131301	SCRAPER	1
6	131302	CLAMP, SCRAPER	2
7	131312	BELT SEAL, (DUMP BOX)	1
8	131420	ORANGE MARKER STICK 10"	2
9	131993	RETENTION GATE MARKER ANGLE	2
10	132072	FORMED BELT CLAMP PLATE	1
11	132083	REAR GATE ACCESS DOOR	2
12	351987	PIRANHA URETHANE STRIPPER - 3" LG x 2 1/4 OD	2
13	400107	HEX NUT, 3/8"-16 SERRATED FLANGE #5	14
14	400216	HEX NUT, 1"-8 #5 PLTD	2
15	400616	HEX JAMNUT 1"-8 #5 PLTD	1
16	400908	HEX CROWN LOCNUT 1/2"-13 #9	28
17	401106	HEX NUT, 3/8"-16 NYLOC #5 PLTD	4
18	402016	SPLIT LOCK WASHER 1" MED PLTD	1
19	402408	WASHER, FLAT 1/2" MED PLTD	28
20	402416	FLAT WASHER, 1" ID x 2-1/2" OD	1
21	405653	HHCS 3/8"-16 x 1" #5 PLTD	4
22	407103	CHCS 1/2"-13 x 1-3/4" #5 PLTD	28
23	407322	ELEVATOR BOLT PLTD 3/8" x 1-1/4"	14
24	407902	HHCS SERRATED 3/8"-16 x 1-1/2" #5 PLTD	14
25	830484	CLAMP, SCRAPER	2
26	830720	1102/1202 RDB RETENTION GATE W.A.	1

RDB RETENTION GATE ASSEMBLY

Use this page for Serial #'s Before 411070948 and for Serial #'s 411070956, 811070957, 411170983, 41170985, 411170987, 411171000, 411271014, 410181033, 410181037, 410181058 and 410281070

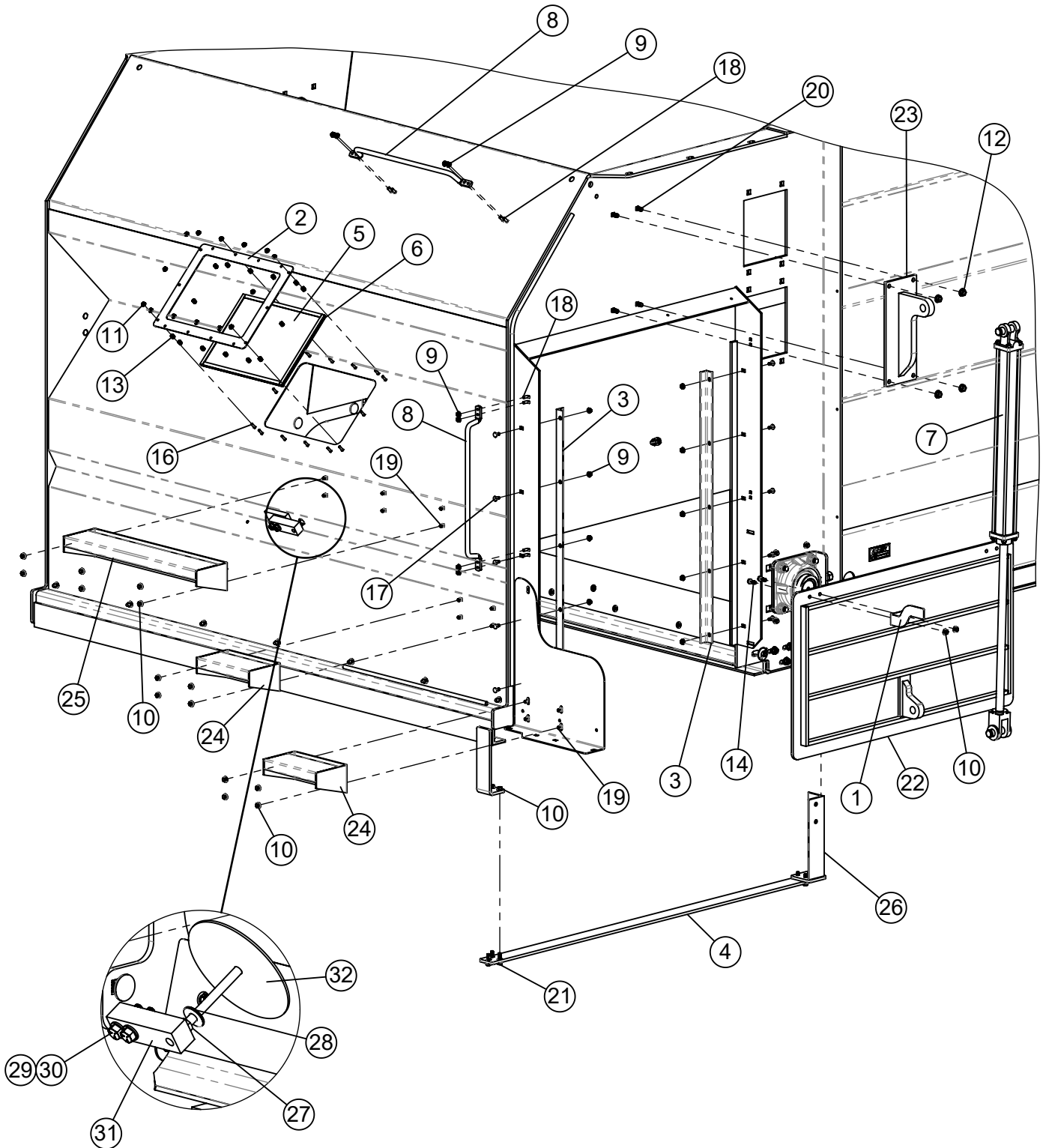


RDB RETENTION GATE ASSEMBLY

ITEM #	PART #	DESCRIPTION	QTY.
1	130760	802 FRONT GATE CHAIN ADAPTER	1
2	130762	802 CHAIN LUG (3 1/2" LG)	1
3	130797	802 WASHER, 1/2 x 1-1/16 x 3-1/2	1
4	131301	SCRAPER	2
5	131302	CLAMP, SCRAPER	2
6	131312	BELT SEAL, (DUMP BOX)	1
7	131420	ORANGE MARKER STICK 10"	2
8	131437	BELT CLAMP	2
9	131438	FORMED BELT CLAMP PLATE	1
10	131541	PROP PLATE MOUNT ANGLE	1
11	131543	COVER PROP PLATE	1
12	351987	PIRANHA URETHANE STRIPPER - 3" LG x 2 1/4 OD	2
13	400106	HEX NUT, 5/16"-18 SERRATED FLANGE #5 PLTD	3
14	400107	HEX NUT, 3/8"-16 SERRATED FLANGE #5 PLTD	14
15	400114	HEX NUT, 1/2"-13 SERRATED FLANGE #5 PLTD	2
16	400216	Hex Nut 1"-8 #5 PLTD	1
17	400616	HEX JAMNUT 1"-8 #5 PLTD	2
18	400907	HEX CROWNLOC NUT 7/16"-20 #C PLTD	14
19	400908	HEX CROWN LOCKNUT 1/2"-13 #9 PLTD	14
20	402016	SPLIT LOCK WASHER 1" MED PLTD	1
21	402406	FLAT WASHER 3/8" PLTD	14
22	402416	FLAT WASHER, 1" ID x 2-1/2" OD	1
23	405709	HHCS 1/2"-13 x 3" #5 PLTD	1
24	407020	CHCS 5/16"-18 x 3/4" #5 PLTD	2
25	407103	CHCS 1/2"-13 x 1-3/4" #5 PLTD	14
26	407322	ELEVATOR BOLT PLTD 3/8" x 1-1/4"	14
27	407410	SHOULDER BOLT, 3/8 DIA x 3/8 LG (5/16 THD)	1
28	407730	STUD BOLT, RIBBED NECK 7/16"-20 x 1 3/4" UNF	14
29	407900	HHCS 3/8"-16 x 3/4" SERRATED #5 PLTD	7
30	407902	HHCS SERRATED 3/8"-16 x 1-1/2" #5 PLTD	14
31	410300	SOUTH-CO LATCH	2
32	830484	CLAMP, SCRAPER	2
33	830510	1102/1202 RDB RETENTION GATE W.A.	1
34	830536	802 END GATE COVER-HINGED	1

RDB DISCHARGE DOOR & INSPECTION WINDOW

Use this page for Serial #'s 411070948, 410970950, 410181039 and 410281076 and for Serial #'s after 410281076

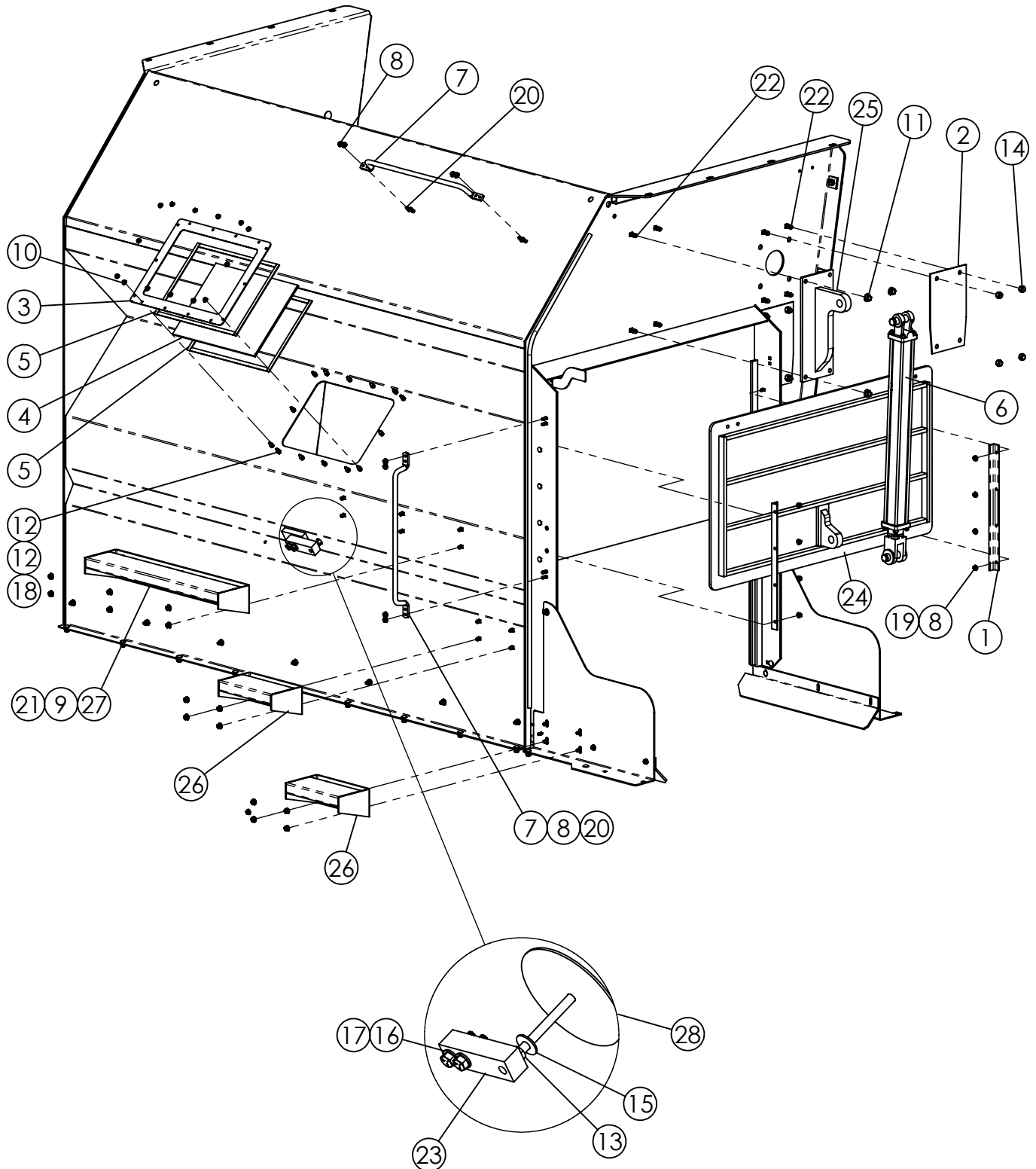


RDB DISCHARGE DOOR & INSPECTION WINDOW

ITEM #	PART #	DESCRIPTION	QTY.
1	131599	RDB DOOR MARKER	1
2	132055	RDB GLASS SUPPORT	1
3	132105	DOOR GUIDE ANGLE	2
4	132365	STRAP, CONVEYOR BOTTOM, RDB	1
5	350431	LAMINATED GLASS 1/4" x 12" x 16"	1
6	351060	BUTYL GLASS SEAL 3/32" x 1/2" x 25'	9
7	364082	HYDRAULIC CYLINDER 2" x 24"	1
8	370343	PULL HANDLE, CHROME 22-3/4"	2
9	400106	HEX NUT, 5/16"-18 SER. FLANGE #5 PLTD	18
10	400107	HEX NUT, 3/8"-16 SERRATED FLANGE #5	16
11	400113	HEX NUT, 1/4"-20 SERRATED FLANGE #5	14
12	400114	HEX NUT, 1/2"-13 SERRATED FLANGE #5	7
13	400204	HEX NUT 1/4"-20 #5 PLTD	28
14	405653	HHCS 3/8"-16 x 1" #5 PLTD	2
15	405702	HHCS 1/2"-13 x 1-1/4" #5 PLTD	1
16	407001	CHCS 1/4"-20 x 1" #5 PLTD	14
17	407020	CHCS 5/16"-18 x 3/4" #5 PLTD	10
18	407021	CHCS 5/16"-18 x 1" #5 PLTD	8
19	407039	CHCS 3/8"-16 x 3/4" #5 PLTD	14
20	407101	CHCS 1/2"-13 x 1-1/4" #5 PLTD	4
21	407904	HHCS 3/8"-16 x 1-1/4" SERRATED #5 PLTD	6
22	830515	FEEDER DISCHARGE DOOR WA	1
23	830516	DOOR CYL LUG WA	1
24	830538	FEEDER BOTTOM STEP	2
25	830539	FEEDER TOP STEP	1
26	830811	RDB SUPPORT ANGLE WA LH	1

RDB CONVEYOR BOX ASSEMBLY

Use this page for Serial #'s Before 411070948 and for Serial #'s 411070956, 811070957, 411170983, 41170985, 411170987, 411171000, 411271014, 410181033, 410181037, 410181058 and 410281070

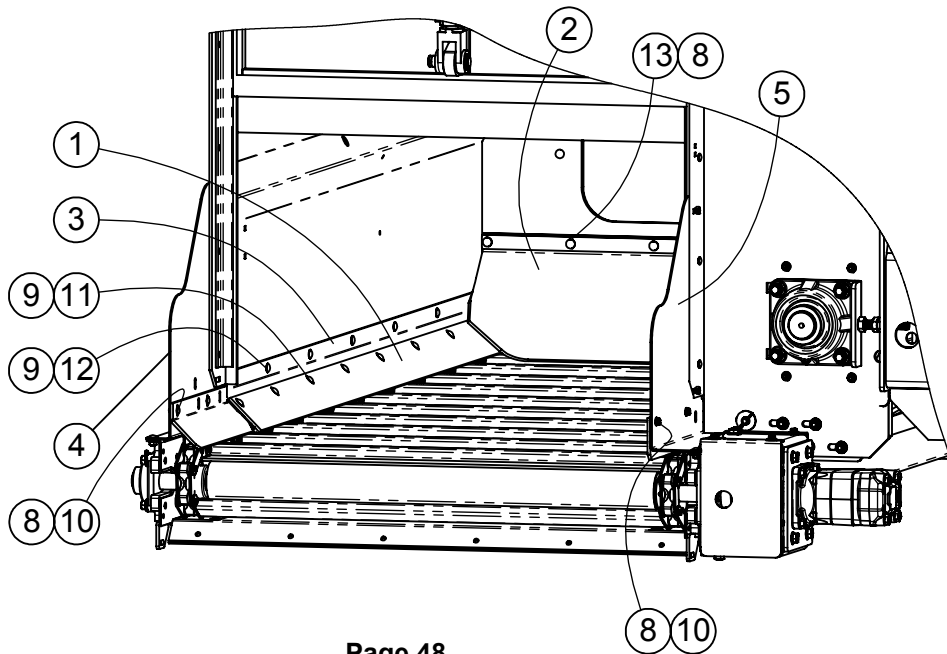
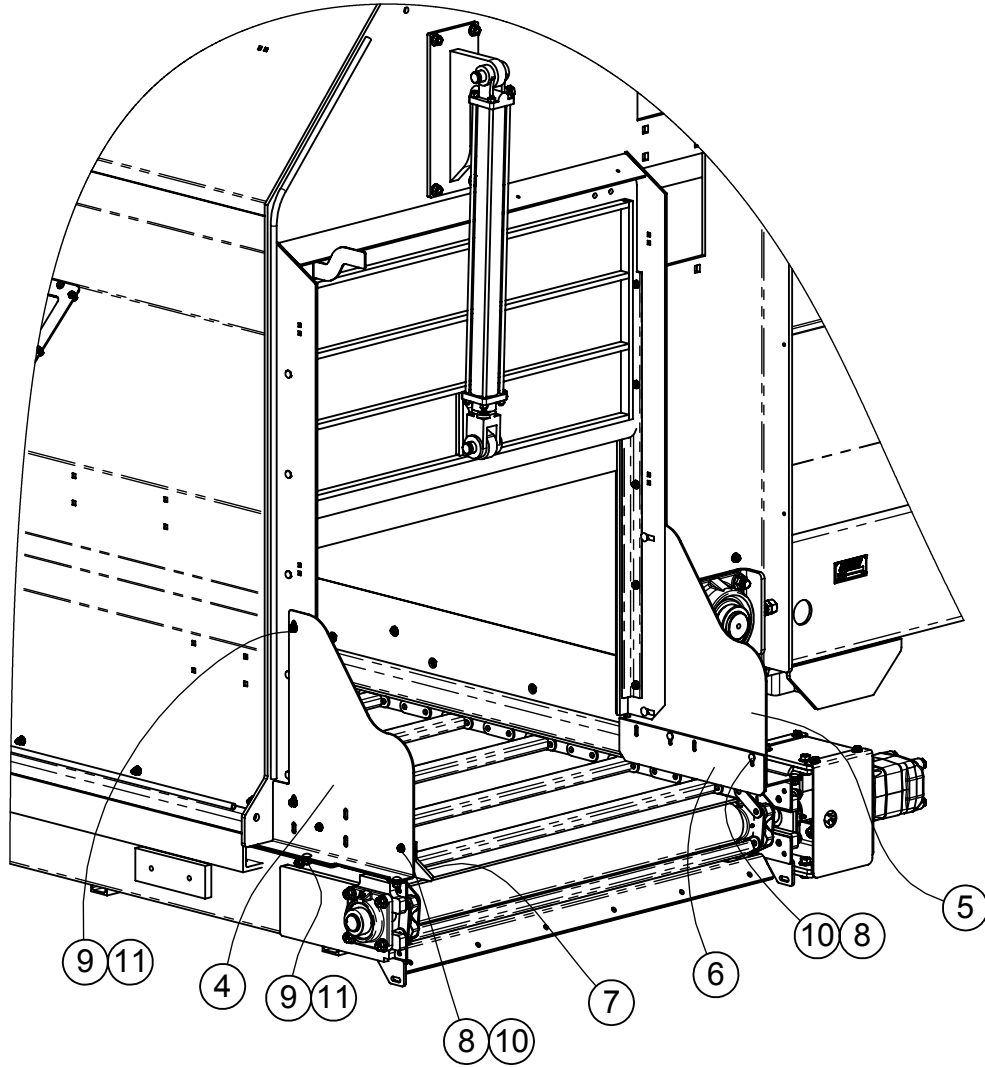


RDB CONVEYOR BOX ASSEMBLY

ITEM #	PART #	DESCRIPTION	QTY.
1	131513	DOOR GUIDE ANGLE	2
2	131596	FEEDER BEATER COVER LARGE	3
3	132055	RDB GLASS SUPPORT	1
4	350431	LAMINATED GLASS 1/4" x 12" x 16"	1
5	351060	BUTYL GLASS SEAL 3/32" x 1/2" x 25'	9
6	364082	HYDRAULIC CYLINDER 2" x 24"	1
7	370343	PULL HANDLE, CHROME 22-3/4"	2
8	400106	HEX NUT, 5/16"-18 SER. FLANGE #5 PLTD	20
9	400107	HEX NUT, 3/8"-16 SERRATED FLANGE #5	61
10	400113	FLANGE HEX NUT, 1/4"-20 SERRATED	14
11	400114	HEX NUT, 1/2-13 SERRATED FLANGE #5	4
12	400204	HEX NUT 1/4"-20 #5 PLTD	28
13	400609	HEX JAM NUT 1/2"-20 #5 PLTD	1
14	401108	HEX NUT, 1/2"-13 NYLOC #5 PLTD	24
15	402408	WASHER, FLAT 1/2" MED PLTD	1
16	402508	FLAT WASHER, SAE, 1/2" ID x 1" OD	2
17	405705	HHCS 1/2"-13 x 2" #5 PLTD	2
18	407001	CHCS 1/4"-20 x 1" #5 PLTD	14
19	407020	CHCS 5/16"-18 x 3/4" #5 PLTD	11
20	407021	CHCS 5/16"-18 x 1" #5 PLTD	9
21	407039	CHCS 3/8"-16 x 3/4" #5 PLTD	29
22	407101	CHCS 1/2"-13 x 1-1/4" #5 PLTD	16
23	455714	LOAD CELL SHEAR BEAM 250 LB	1
24	830515	FEEDER DISCHARGE DOOR WA	1
25	830516	DOOR CYL LUG WA	1
26	830538	FEEDER BOTTOM STEP	2
27	830539	FEEDER TOP STEP	1
28	830618	BELT TRIP MOUNT W.A. (FRONT SHEET)	1

RDB UNIBODY SLIDE-IN CONVEYOR SKIRTS

Use this page for Serial #'s 411070948, 410970950, 410181039 and 410281076
and for Serial #'s after 410281076

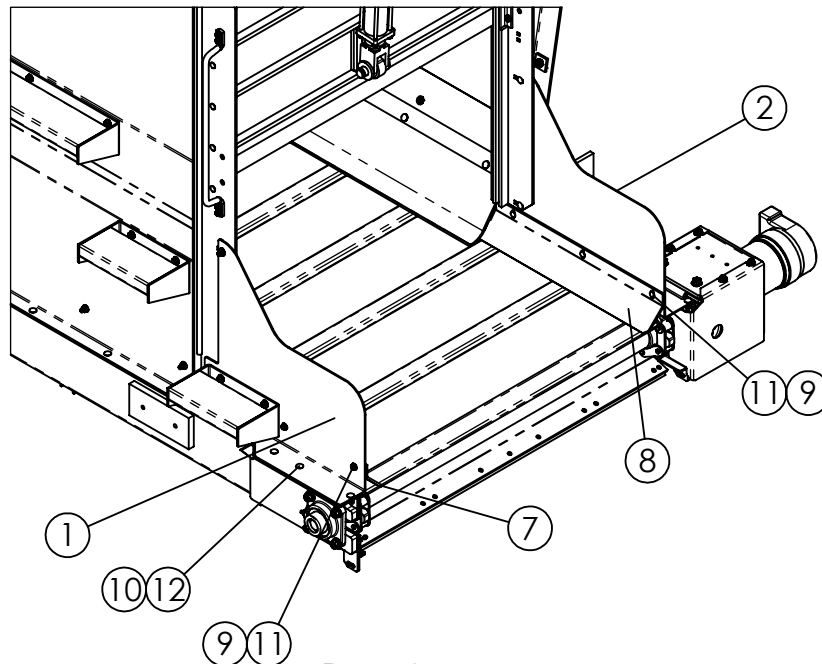
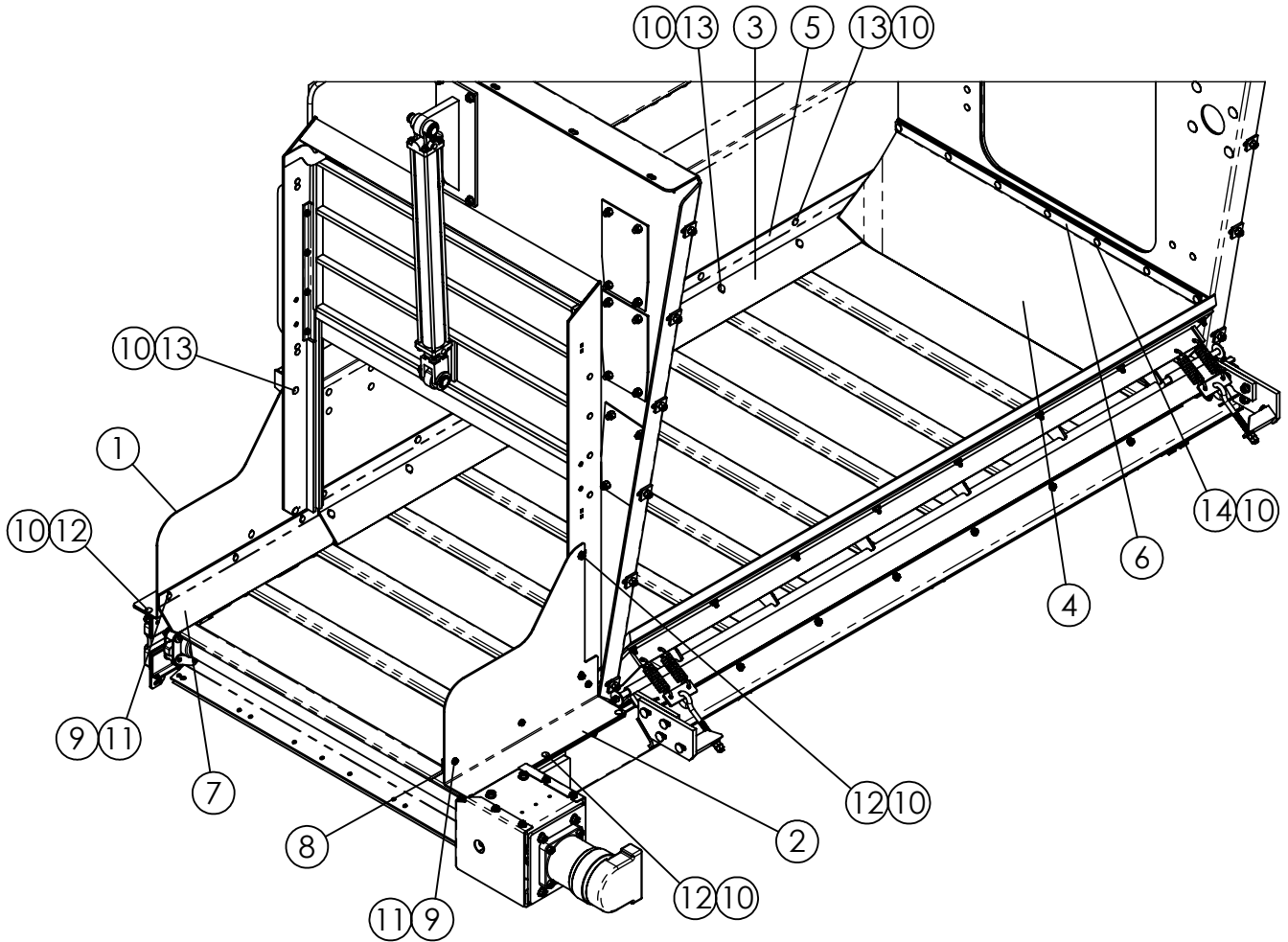


RDB UNIBODY SLIDE-IN CONVEYOR SKIRTS

ITEM #	PART #	DESCRIPTION	QTY.
1	131456	FRONT CONVEYOR PLASTIC	1
2	131457	END CONVEYOR RUBBER	1
3	131519	RDB CONVEYOR CHAIN METAL COVER	1
4	131759	FRONT RDB SHORT CONV SKIRT, 17-9/16"	1
	131454	FRONT RDB LONG CONV SKIRT, 23-9/16"	1
5	131760	REAR RDB SHORT CONV SKIRT, 17-9/16"	1
	131455	REAR RDB LONG CONV SKIRT, 23-9/16"	1
6	131766P	REAR RDB SHORT CONV SKIRT PLASTIC, 18-1/8"	1
	131765P	REAR RDB LONG CONV SKIRT PLASTIC, 23-7/8"	
7	132051	FRONT RDB SHORT CONV SKIRT PLASTIC, 19-1/4"	1
	131946	FRONT RDB LONG CONV SKIRT PLASTIC, 25-1/4"	
8	400106	HEX NUT, 5/16"-18 SER. FLANGE #5 PLTD	AN
9	400107	HEX NUT, 3/8"-16 SERRATED FLANGE #5	AN
10	407020	CHCS 5/16"-18 x 3/4" #5 PLTD	AN
11	407039	CHCS 3/8"-16 x 3/4" #5 PLTD	AN
12	407040	CHCS 3/8"-16 x 1" #5 PLTD	AN
13	407041	CHCS 3/8"-16 x 1-1/4" #5 PLTD	AN

RDB CONVEYOR BOX ASSEMBLY

Use this page for Serial #'s Before 411070948 and for Serial #'s
411070956, 811070957, 411170983, 41170985, 411170987, 411171000,
411271014, 410181033, 410181037, 410181058 and 410281070



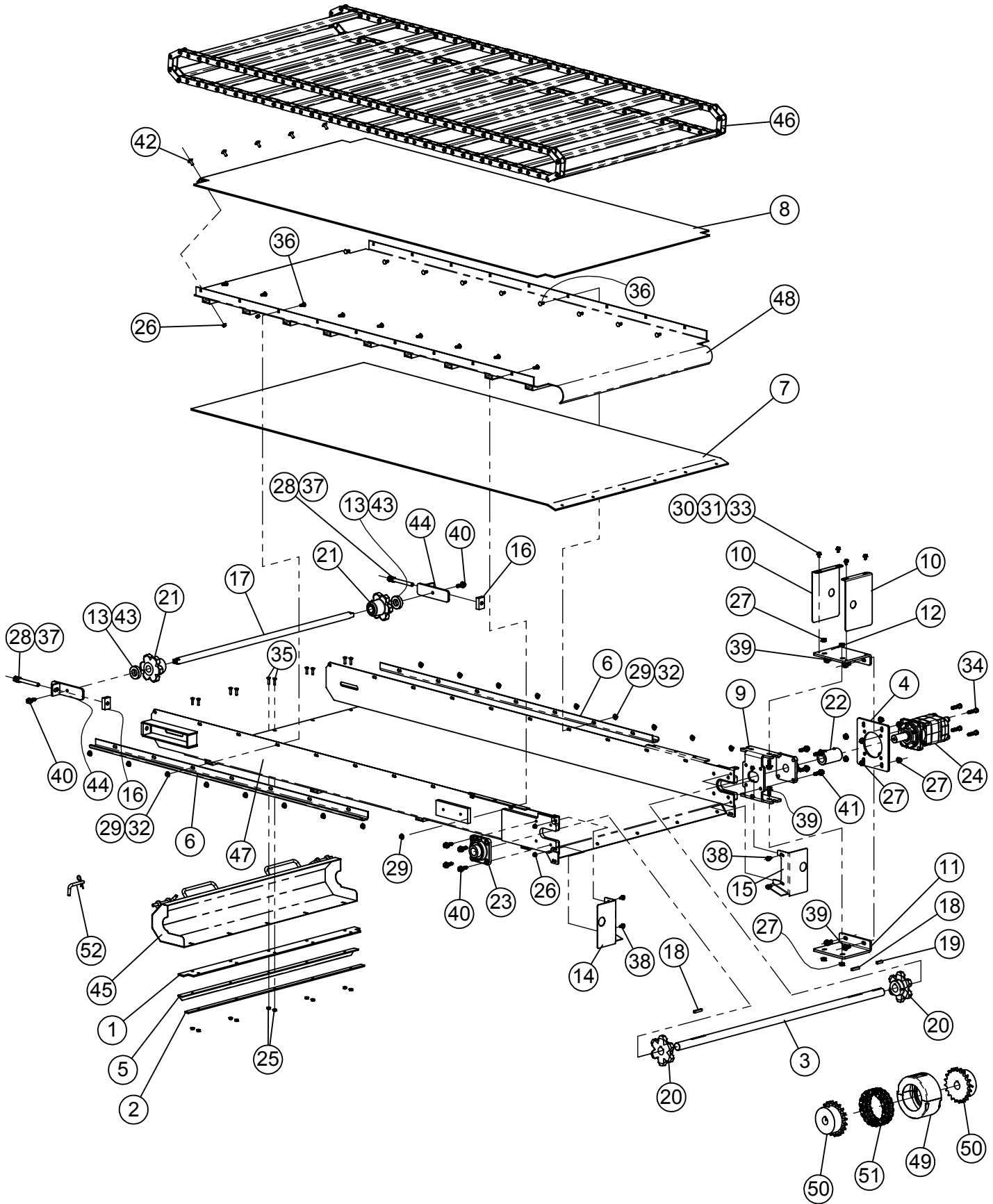
RDB CONVEYOR BOX ASSEMBLY

ITEM #	PART #	DESCRIPTION	QTY.
1	131454	FRONT FEEDER CONVEYOR SKIRT	1
	132049	FRONT FEEDER CONVEYOR SKIRT (6" ADJUSTABLE CONV)	1
2	131455	REAR FEEDER CONVEYOR SKIRT	1
	132050	REAR FEEDER CONVEYOR SKIRT (6" ADJUSTABLE CONV)	1
3	131456	FRONT CONVEYOR PLASTIC	1
4	131457	END CONVEYOR RUBBER	1
5	131519	RDB CONVEYOR CHAIN METAL COVER	1
6	131826	FEEDER CONV BACKUP STRAP	1
7	131946	FRONT RDB CONVEYOR SKIRT PLASTIC	1
8	131947	REAR RDB CONVEYOR SKIRT PLASTIC	1
9	400106	HEX NUT, 5/16"-18 SER. FLANGE #5 PLTD	22
10	400107	HEX NUT, 3/8"-16 SERRATED FLANGE #5	67
11	407020	CHCS 5/16"-18 x 3/4" #5 PLTD	13
12	407039	CHCS 3/8"-16 x 3/4" #5 PLTD	35
13	407040	CHCS 3/8"-16 x 1" #5 PLTD	17
14	407041	CHCS 3/8"-16 x 1-1/4" #5 PLTD	7

RDB UNIBODY SLIDE-IN CONVEYOR

48"W x 103"L, #730287

(Use this page starting with Serial #410781203)



RDB UNIBODY SLIDE-IN CONVEYOR

48"W x 103"L, #730287

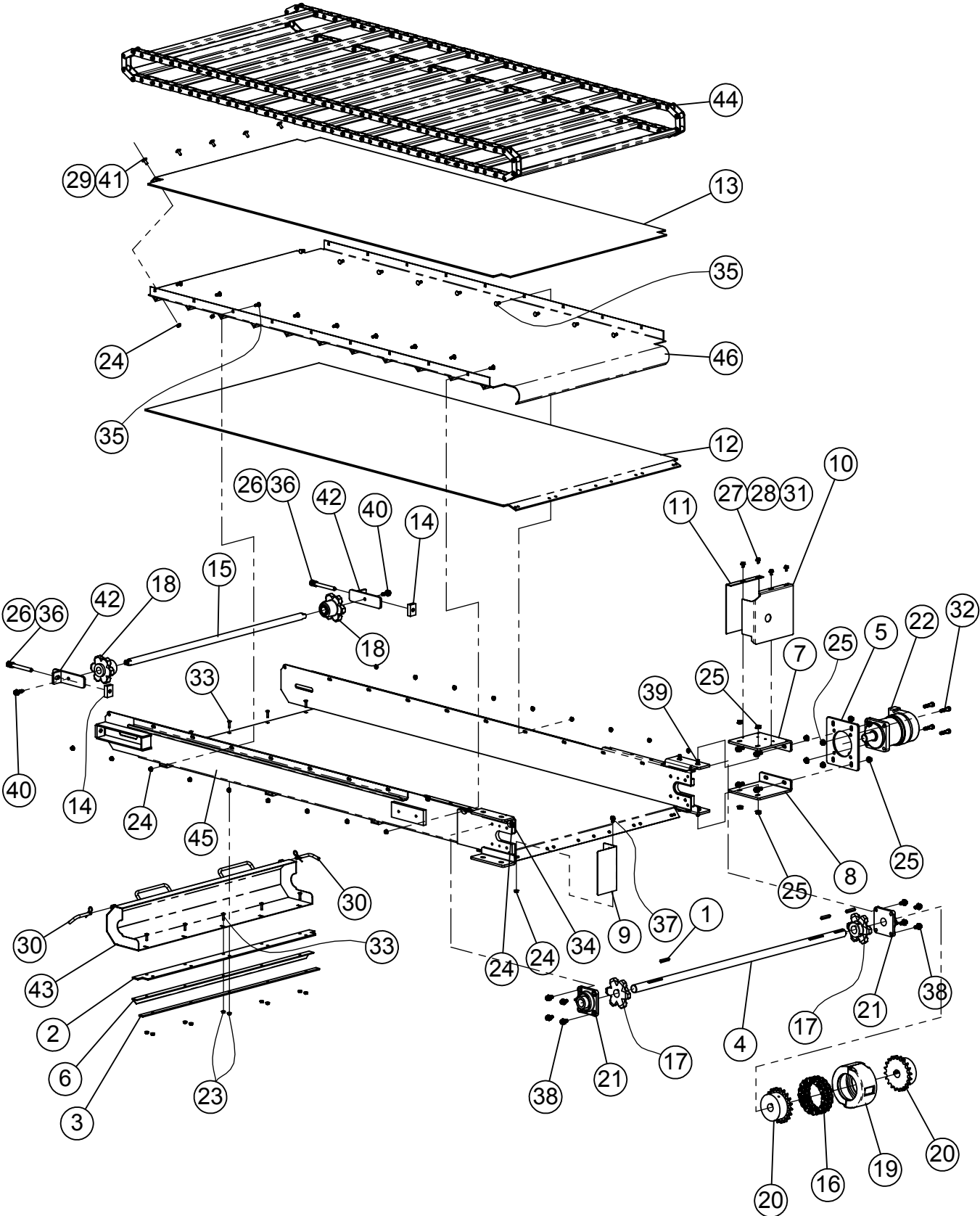
(Use this page starting with Serial #410781203)

ITEM #	PART #	DESCRIPTION	QTY.
1	131485	RUBBER HINGE 48"W CONVEYOR	1
2	131486	HINGE STRAP 48"W CONVEYOR	1
3	131588	RDB CONV DRIVE SHAFT	1
4	131590	RDB CONVEYOR MOTOR PLATE	1
5	131595	HINGE BACKUP ANGLE, RDB CONVEYOR	1
6	132093	CONVEYOR HOLD DOWN CHANNEL	2
7	132204	RDB CONV PAN PLASTIC, BTM, SHORT	1
8	132205	RDB CONV PAN PLASTIC, TOP, SHORT	1
9	132211	CONVEYER MOTOR MOUNT BRACKET	1
10	132220	RDB CONV DRIVE GUARD	2
11	132221	RDB CONV MOTOR BTM BOLT PLATE	1
12	132222	RDB CONV MOTOR TOP BOLT PLATE	1
13	132227	SPACER (Used Starting with Serial #411081283)	2
14	132324	SHIELD, RDB CONV FORMED	1
15	132324RH	SHIELD, RDB CONV FORMED RH	1
16	162820	CONV TAKEUP, TAPPED TENSIONER BAR	2
17	162822	RDB CONVEYOR IDLER SHAFT	1
18	185480	KEY 3/8" SQ. X 2"	2
19	188043	3/8" SQ. X 1 7/16" KEY	1
20	330015	SPROCKET 81 x 6 TOOTH 1 1/2" BORE	2
21	330016	SPROCKET 81X 6-TOOTH NYLOIL INSERT	2
22	332659	COUPLER, 1-1/2"ID, (Used Starting with Serial #410681180)	1
23	340425	BEARING, 1-1/2" ,RCJ 4-BOLT FLG,(ECCEN)	2
24	360051	HYDRAULIC MOTOR 400 CC, 1-1/2" KEYED	1
25	400106	HEX NUT, 5/16"-18 SER. FLANGE #5 PLTD	10
26	400107	HEX NUT, 3/8"-16 SERRATED FLANGE #5	9
27	400114	HEX NUT, 1/2"-13 SERRATED FLANGE #5	12
28	400610	HEX JAM NUT 5/8"-11 #5 Pltd	2
29	400906	HEX NUT, 3/8"-16 CROWN LOC #5 PLTD	18
30	402005	WASHER 5/16", SPRING LOCK, MED PLTD	4
31	402405	FLAT WASHER MED PLTD 5/16"	4
32	402406	FLAT WASHER 3/8" PLTD	23
33	405627	HHCS #5 PLTD 5/16"X 3/4"	4
34	405705	HHCS 1/2"-13 x 2" #5 PLTD	4
35	407022	CHCS 5/16"-18 x 1-1/4"	10
36	407040	CHCS 3/8"-16 x 1" #5 PLTD	18
37	407477	HHCS 5/8"-11 x 6" #5 FULL THREAD	2
38	407900	HHCS 3/8"-16 x 3/4" SERRATED #5 PLTD	4
39	407912	HHCS 1/2"-13 x 1-1/4" SERR #5 PLTD	8
40	407913	HHCS 1/2"-13 x 1-1/2" SERRATED #5 PLTD	6
41	407914	HHCS SERRATED 1/2"-13 x 1 3/4" #5 PLTD	4
42	409096	BHSCS 3/8"-16 x 1" #8	5
43	409204	SOCKET HEAD, SS 1/4-20 x 3/4", CUP POINT	2
44	830614	CONV TAKEUP SLIDE WA	2
45	830633	CONV CLEAN OUT DOOR WA	1
46	830758	RDB CONVEYOR CHAINS 81X SHORT	1
47	830759	RDB CONVEYOR WA SHORT	1
48	830760	FEEDER CONV PAN SHORT WA	1
49	332619	COVER, 8018/8020 CHAIN COUPLING	1
50	332626	SPROCKET, 8020 x 1-1/2"B, 3/8" KW, 2 SS	2
51	320819	CHAIN COUPLER, #80-2 RC x 20P COMP	1
52	404214	PIN, 1/2" x 3",RECEIVER HITCH	2
53	W144142	TAPE, BLACK DOUBLE COATED 4", PE FOAM	80

RDB UNIBODY SLIDE-IN CONVEYOR

48"W x 103"L, #730287

Use this page for Serial #'s 411070948, 410970950, 410181039 and 410281076 and Serial #'s up to 410781203



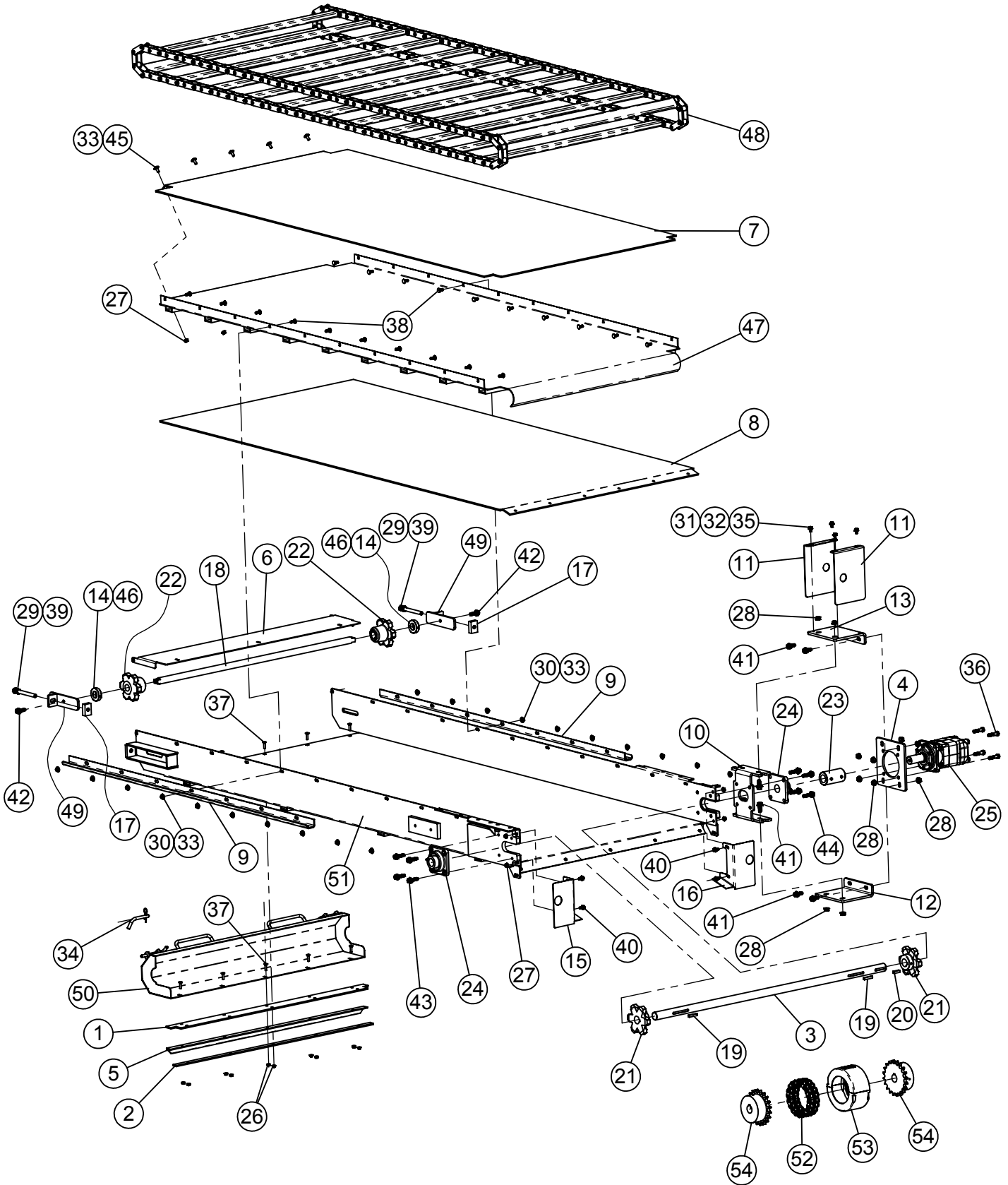
RDB UNIBODY SLIDE-IN CONVEYOR 48"W x 103"L, #730287

ITEM #	PART #	DESCRIPTION	QTY.
1	131320	KEY, 3/8" x 2-1/4" LG	3
2	131485	RUBBER HINGE 48"W CONVEYOR	1
3	131486	HINGE STRAP 48"W CONVEYOR	1
4	131588	RDB CONV DRIVE SHAFT	1
5	131590	RDB CONVEYOR MOTOR PLATE	1
6	131595	HINGE BACKUP ANGLE, RDB CONVEYOR	1
7	131666	RDB CONV MOTOR TOP BOLT PLATE	1
8	131667	RDB CONV MOTOR BTM BOLT PLATE	1
9	131677	RDB CONVEYOR LEFT FRONT SHIELD	1
10	131810	RDB CONV CHAIN GUARD, OUTSIDE	1
11	131831	RDB CONV CHAIN GUARD, INSIDE	1
12	132204	RDB CONV PAN PLASTIC, BTM, SHORT	1
13	132205	RDB CONV PAN PLASTIC, TOP, SHORT	1
14	162820	CONV TAKEUP, TAPPED TENSIONER BAR	2
15	162822	RDB CONVEYOR IDLER SHAFT	1
16	320819	CHAIN COUPLER, #80-2 RC x 20P COMP	1
17	330015	SPROCKET 81 x 6 TOOTH 1 1/2" BORE	2
18	330016	SPROCKET 81X 6-TOOTH NYLOIL INSERT	2
19	332619	COVER, 8018/8020 CHAIN COUPLING	1
20	332626	SPROCKET, 8020 x 1-1/2"B, 3/8" KW, 2 SS	2
21	340425	BEARING, 1-1/2" ,RCJ 4-BOLT FLG,(ECCEN)	2
22	360051	HYDRAULIC MOTOR 400 CC, 1-1/2" KEYED	1
23	400106	HEX NUT, 5/16"-18 SER. FLANGE #5 PLTD	10
24	400107	HEX NUT, 3/8"-16 SERRATED FLANGE #5	25
25	400114	HEX NUT, 1/2"-13 SERRATED FLANGE #5	12
26	400610	HEX JAM NUT 5/8"-11 #5 Pltd	2
27	402005	WASHER 5/16", SPRING LOCK, MED PLTD	4
28	402405	FLAT WASHER 5/16" MED PLTD	4
29	402406	FLAT WASHER 3/8" PLTD	5
30	404214	PIN, 1/2" x 3",RECEIVER HITCH	2
31	405627	HHCS 5/16" x 3/4" #5 PLTD	4
32	405705	HHCS 1/2"-13 x 2" #5 PLTD	4
33	407022	CHCS 5/16"-18 x 1-1/4"	10
34	407039	CHCS 3/8"-16 x 3/4" #5 PLTD	1
35	407040	CHCS 3/8"-16 x 1" #5 PLTD	18
36	407477	HHCS 5/8"-11 x 6" #5 FULL THREAD	2
37	407900	HHCS 3/8"-16 x 3/4" SERRATED #5 PLTD	1
38	407911	HHCS SERRATED 1/2"-13 x 1" #5 PLTD	8
39	407912	HHCS 1/2"-13 x 1-1/4" SERRATED #5 PLTD	8
40	407913	HHCS 1/2"-13 x 1-1/2" SERRATED #5 PLTD	2
41	409096	BHSCS 3/8"-16 x 1" #8	5
42	830614	CONV TAKEUP SLIDE WA	2
43	830633	CONV CLEAN OUT DOOR WA	1
44	830758	RDB CONVEYOR CHAINS 81X SHORT	1
45	830759	RDB CONVEYOR WA SHORT	1
46	830760	FEEDER CONV PAN SHORT WA	1

RDB UNIBODY SLIDE-IN CONVEYOR

48"W x 109"L, #730275

(Use this page starting with Serial #410781203)



RDB UNIBODY SLIDE-IN CONVEYOR

48"W x 109"L, #730275

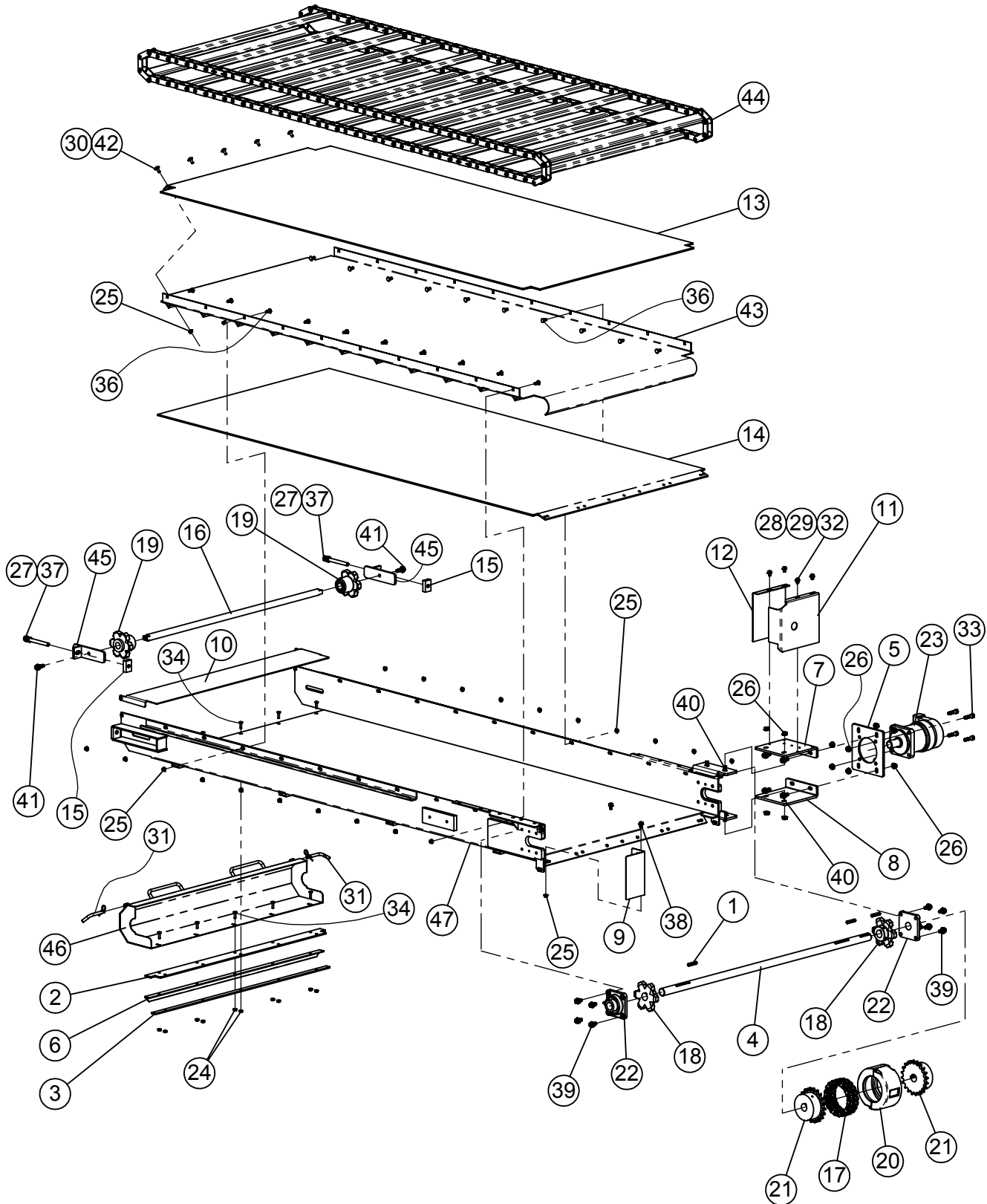
(Use this page starting with Serial #410781203)

ITEM #	PART #	DESCRIPTION	QTY.
1	131485	RUBBER HINGE 48"W CONVEYOR	1
2	131486	HINGE STRAP 48"W CONVEYOR	1
3	131588	RDB CONV DRIVE SHAFT	1
4	131590	RDB CONVEYOR MOTOR PLATE	1
5	131595	HINGE BACKUP ANGLE, RDB CONVEYOR	1
6	131761	COVER, RDB CONVEYOR EXTENSION (Used only when the conveyor is slid to the passenger side to shorten the discharge side of the conveyor)	1
7	131842	RDB CONV PAN PLASTIC, TOP	1
8	131843	RDB CONV PAN PLASTIC, BOTTOM	1
9	132093	CONVEYOR HOLD DOWN CHANNEL	2
10	132211	CONVEYER MOTOR MOUNT BRACKET	1
11	132220	RDB CONV DRIVE GUARD	2
12	132221	RDB CONV MOTOR BTM BOLT PLATE	1
13	132222	RDB CONV MOTOR TOP BOLT PLATE	1
14	132227	SPACER	2
15	132324	SHIELD, RDB CONV FORMED	1
16	132324RH	SHIELD, RDB CONV FORMED RH	1
17	162820	CONV TAKEUP, TAPPED TENSIONER BAR	2
18	162822	RDB CONVEYOR IDLER SHAFT	1
19	185480	KEY 3/8" SQ. X 2"	2
20	188043	3/8" SQ. X 1 7/16" KEY	1
21	330015	SPROCKET 81 x 6 TOOTH 1 1/2" BORE	2
22	330016	SPROCKET 81X 6-TOOTH NYLOIL INSERT	2
23	332659	COUPLER 1-1/2"ID, (Used Starting with Serial #410981279)	1
24	340425	BEARING, 1-1/2" ,RCJ 4-BOLT FLG,(ECCEN)	2
25	360051	HYDRAULIC MOTOR 400 CC, 1-1/2" KEYED	1
26	400106	HEX NUT, 5/16"-18 SER. FLANGE #5 PLTD	10
27	400107	HEX NUT, 3/8"-16 SERRATED FLANGE #5	9
28	400114	HEX NUT, 1/2"-13 SERRATED FLANGE #5	12
29	400610	HEX JAM NUT 5/8"-11 #5 Pltd	2
30	400906	HEX NUT, 3/8"-16 CROWN LOC #5 PLTD	20
31	402005	WASHER 5/16", SPRING LOCK, MED PLTD	4
32	402405	FLAT WASHER MED PLTD 5/16"	4
33	402406	FLAT WASHER 3/8" PLTD	25
34	404214	PIN, 1/2" x 3",RECEIVER HITCH	2
35	405627	HHCS #5 PLTD 5/16"X 3/4"	4
36	405705	HHCS 1/2"-13 x 2" #5 PLTD	4
37	407022	CHCS 5/16"-18 x 1-1/4"	10
38	407040	CHCS 3/8"-16 x 1" #5 PLTD	20
39	407477	HHCS 5/8"-11 x 6" #5 FULL THREAD	2
40	407900	HHCS 3/8"-16 x 3/4" SERRATED #5 PLTD	4
41	407912	HHCS 1/2"-13 x 1-1/4" SERR #5 PLTD	8
42	407913	HHCS 1/2"-13 x 1-1/2" SERRATED #5 PLTD	2
43	407914	HHCS SERRATED 1/2"-13 x 1 3/4" #5 PLTD	4
44	407915	HHCS SERRATED 1/2"-13 x 2" #5 PLTD	4
45	409096	BHSCS 3/8"-16 x 1" #8	5
46	409204	SOCKET HEAD, SS 1/4-20 x 3/4", CUP POINT	2
47	830520	FEEDER CONV PAN WA	1
48	830522	RDB CONVEYOR CHAIN 81X	1
49	830614	CONV TAKEUP SLIDE WA	2
50	830633	CONV CLEAN OUT DOOR WA	1
51	830727	1102-1202 CONVEYOR WA, LONG	1
52	320819	CHAIN COUPLER, #80-2 RC x 20P COMP (Used Prior to Serial #410981279)	1
53	332619	COVER, 8018/8020 CHAIN COUPLING (Used Prior to Serial #410981279)	1
54	332626	SPROCKET, 8020 x 1-1/2"B, 3/8" KW, 2 SS (Used Prior to Serial #410981279)	2
55	W144142	TAPE, BLACK DOUBLE COATED 4", PE FOAM	80 FT

RDB UNIBODY SLIDE-IN CONVEYOR

48"W x 109"L, #730275

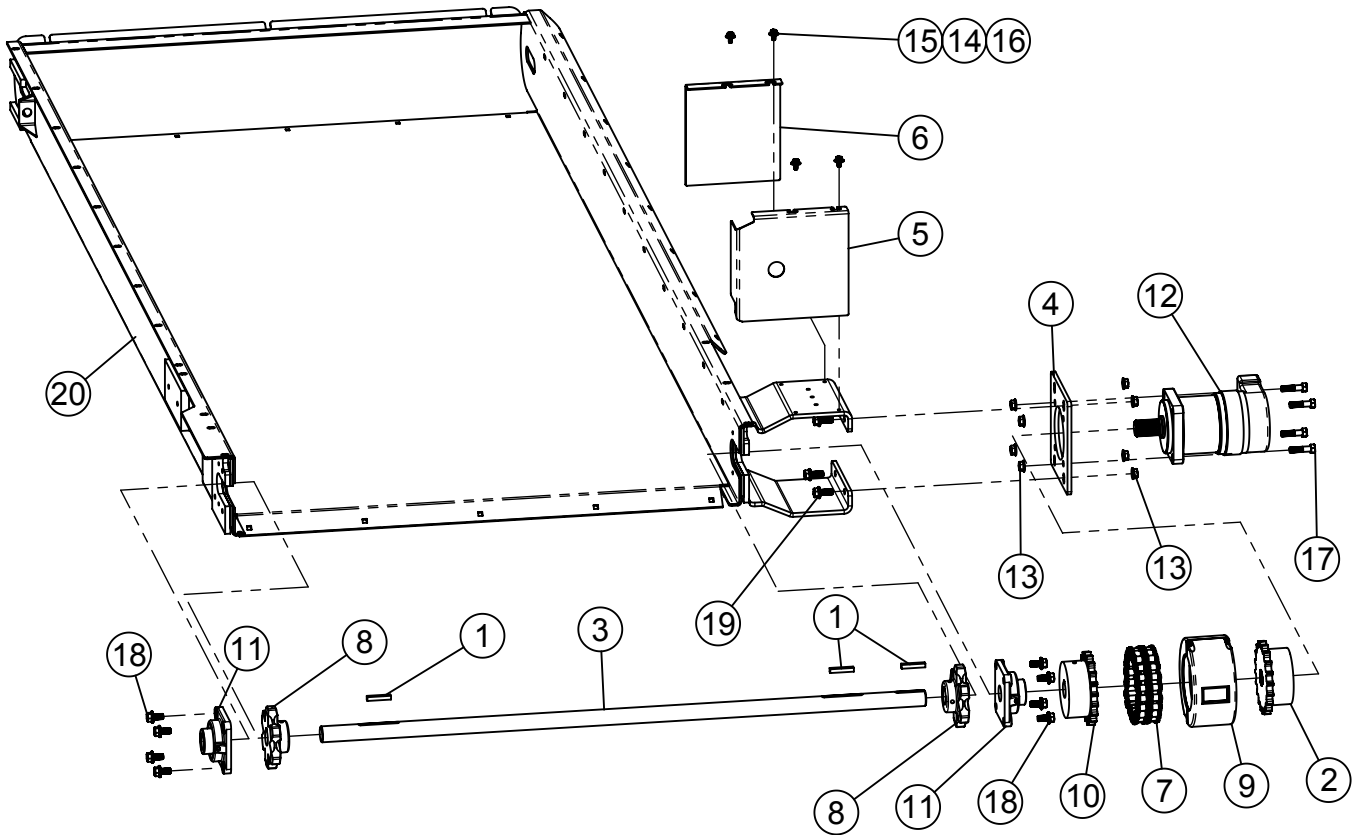
Use this page for Serial #'s 411070948, 410970950, 410181039 and 410281076 and Serial #'s up to 410781203



RDB UNIBODY SLIDE-IN CONVEYOR 48"W x 109"L, #730275

ITEM #	PART #	DESCRIPTION	QTY.
1	131320	KEY, 3/8" x 2-1/4" LG	3
2	131485	RUBBER HINGE 48"W CONVEYOR	1
3	131486	HINGE STRAP 48"W CONVEYOR	1
4	131588	RDB CONV DRIVE SHAFT	1
5	131590	RDB CONVEYOR MOTOR PLATE	1
6	131595	HINGE BACKUP ANGLE, RDB CONVEYOR	1
7	131666	RDB CONV MOTOR TOP BOLT PLATE	1
8	131667	RDB CONV MOTOR BTM BOLT PLATE	1
9	131677	RDB CONVEYOR LEFT FRONT SHIELD	1
10	131761	COVER, RDB CONVEYOR EXTENSION	1
11	131810	RDB CONV CHAIN GUARD, OUTSIDE	1
12	131831	RDB CONV CHAIN GUARD, INSIDE	1
13	131842	RDB CONV PAN PLASTIC, TOP	1
14	131843	RDB CONV PAN PLASTIC, BOTTOM	1
15	162820	CONV TAKEUP, TAPPED TENSIONER BAR	2
16	162822	RDB CONVEYOR IDLER SHAFT	1
17	320819	CHAIN, COUPLER, #80-2 RC x 20 PITCHES COMP	1
18	330015	SPROCKET 81 x 6 TOOTH 1 1/2" BORE	2
19	330016	SPROCKET 81X 6-TOOTH NYLOIL INSERT	2
20	332619	COVER, 8018/8020 CHAIN COUPLING	1
21	332626	SPROCKET, 8020 x 1-1/2"B, 3/8" KW, 2 SS	2
22	340425	BEARING, 1-1/2" ,RCJ 4-BOLT FLG,(ECCEN)	2
23	360051	HYDRAULIC MOTOR 400 CC, 1-1/2" KEYED	1
24	400106	HEX NUT, 5/16"-18 SER. FLANGE #5 PLTD	10
25	400107	HEX NUT, 3/8"-16 SERRATED FLANGE #5	27
26	400114	HEX NUT, 1/2-13 SERRATED FLANGE #5	12
27	400610	HEX JAM NUT 5/8"-11 #5 Pltd	2
28	402005	WASHER 5/16", SPRING LOCK, MED PLTD	4
29	402405	FLAT WASHER 5/16" MED PLTD	4
30	402406	FLAT WASHER 3/8" PLTD	5
31	404214	PIN, 1/2" x 3",RECEIVER HITCH	2
32	405627	HHCS 5/16" x 3/4" #5 PLTD	4
33	405705	HHCS 1/2"-13 x 2" #5 PLTD	4
34	407022	CHCS 5/16"-18 x 1-1/4"	10
35	407039	CHCS 3/8"-16 x 3/4" #5 PLTD	1
36	407040	CHCS 3/8"-16 x 1" #5 PLTD	20
37	407477	HHCS 5/8"-11 x 6" #5 FULL THREAD	2
38	407900	HHCS 3/8"-16 x 3/4" SERRATED #5 PLTD	2
39	407911	HHCS SERRATED 1/2"-13 x 1" #5 PLTD	8
40	407912	HHCS 1/2"-13 x 1-1/4" SERRATED #5 PLTD	8
41	407913	HHCS 1/2"-13 x 1-1/2" SERRATED #5 PLTD	2
42	409096	BHSCS 3/8"-16 x 1" #8	5
43	830520	FEEDER CONV PAN WA	1
44	830522	RDB CONVEYOR CHAIN 81X	1
45	830614	CONV TAKEUP SLIDE WA	2
46	830633	CONV CLEAN OUT DOOR WA	1
47	830727	CONVEYOR WA	1

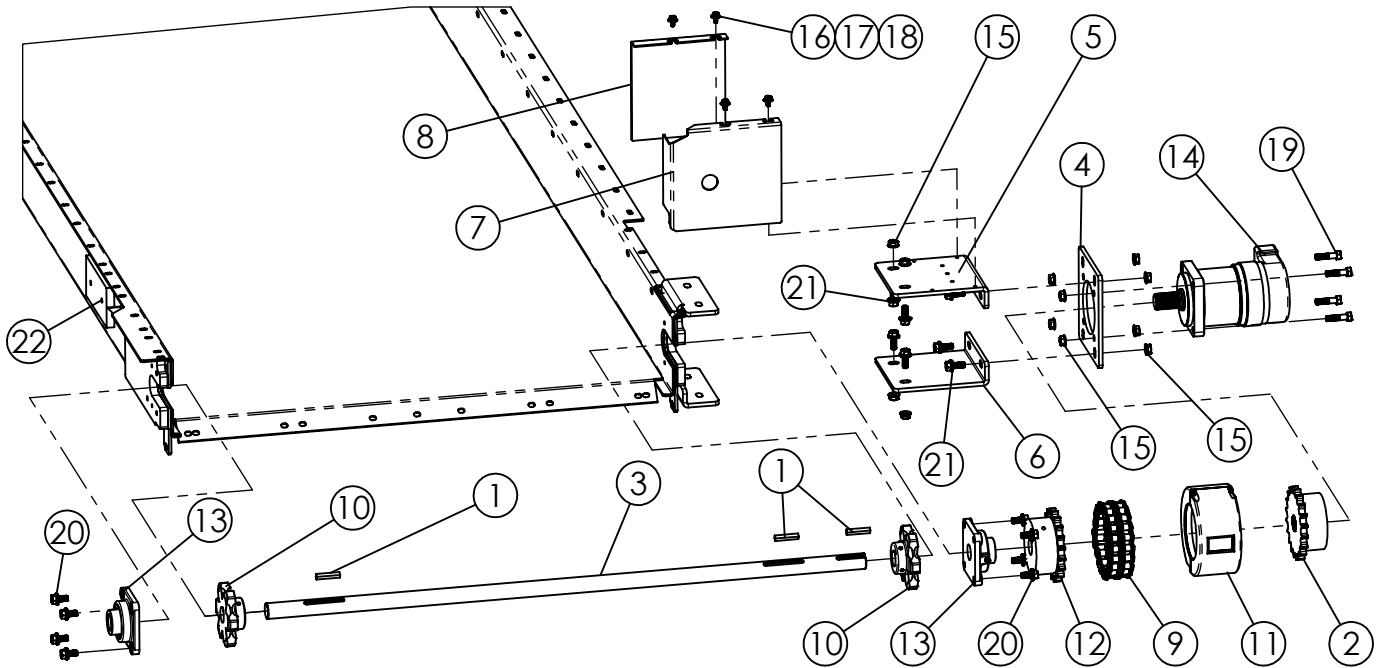
RDB CONVEYOR DRIVE END COMPONENTS FROM SERIAL #411120336 THRU 410449861



ITEM #	PART #	DESCRIPTION	QTY.
1	131320	KEY, 3/8" x 2-1/4" LG	3
2	131586	SPROCKET, CHAIN COUPLER 80B20, 1-1/2" 17T	1
3	131588	RDB CONV DRIVE SHAFT	1
4	131590	RDB CONVEYOR MOTOR PLATE	1
5	131810	RDB CONV CHAIN GUARD, OUTSIDE	1
6	131831	RDB CONV CHAIN GUARD, INSIDE	1
7	320819	CHAIN, COUPLER, #80-2 RC x 20 PITCHES COMP	1
8	330015	SPROCKET 81X 6-TOOTH 1-1/2" BORE	2
9	332619	COVER, 8018/8020 CHAIN COUPLING	1
10	332626	SPROCKET, 8020 x 1-1/2"B, 3/8" KW, 2 SS	1
11	340425	BEARING, 1-1/2" ,RCJ 4-BOLT FLG,(ECCEN)	2
12	360032	HYDRAULIC MOTOR 30.7 CID, 17 TOOTH SPLINE	1
13	400114	HEX NUT, 1/2-13 SERRATED FLANGE #5	8
14	402005	SPRING LOCK WASHER 5/16" MED PLTD	4
15	402405	FLAT WASHER 5/16" MED PLTD	4
16	405627	HHCS 5/16" x 3/4" #5 PLTD	4
17	405705	HHCS 1/2"-13 x 2" #5 PLTD	4
18	407911	HHCS SERRATED 1/2"-13 x 1" #5 PLTD	8
19	407912	HHCS 1/2"-13 x 1-1/4" SERRATED #5 PLTD	4
20	830546	FEEDER 48"W CONV WA	1

RDB CONVEYOR DRIVE END COMPONENTS

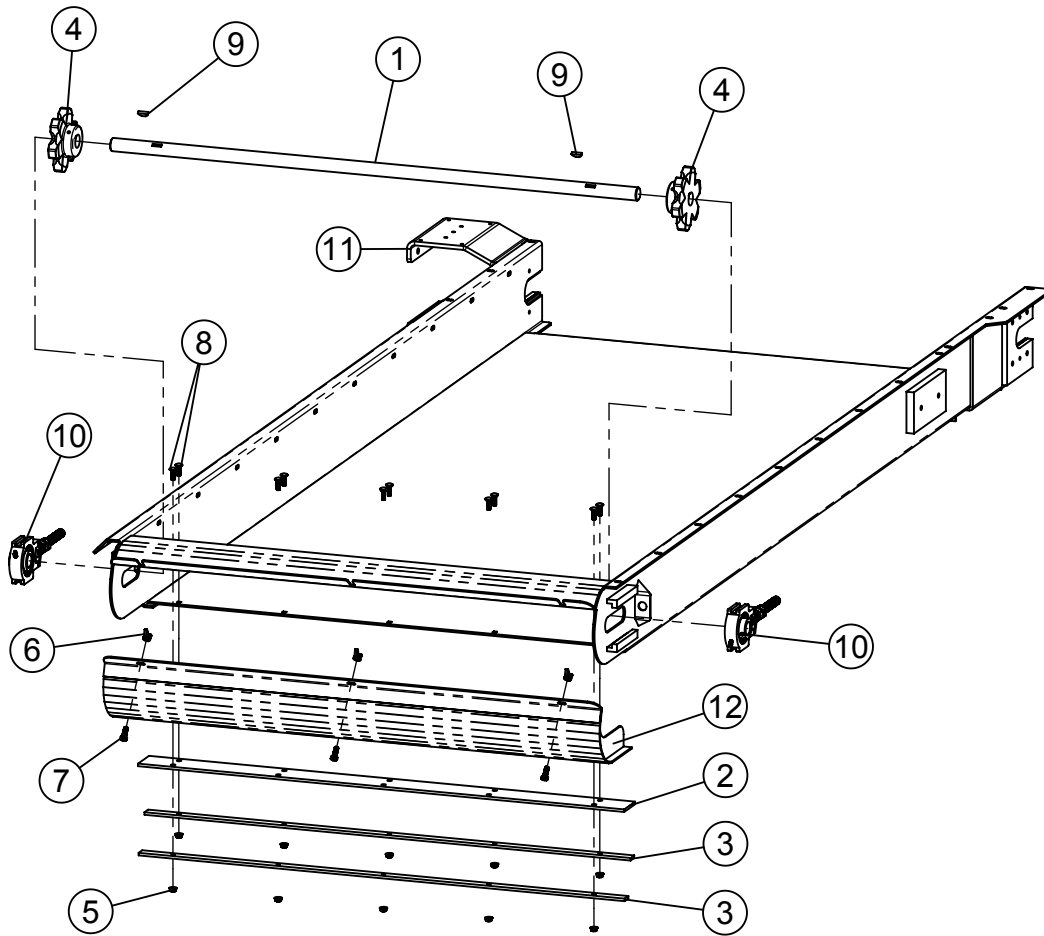
Use this page for Serial #'s from 410940034 thru 411070947 and for Serial #'s 411070956, 811070957, 411170983, 41170985, 411170987, 411171000, 411271014, 410181033, 410181037, 410181058 and 410281070



ITEM #	PART #	DESCRIPTION	QTY.
1	131320	KEY, 3/8" x 2-1/4" LG	3
2	131586	SPROCKET, CHAIN CPLR 8020, 1-1/2" 17T	1
3	131588	RDB CONV DRIVE SHAFT	1
4	131590	RDB CONVEYOR MOTOR PLATE	1
5	131666	RDB CONV MOTOR TOP BOLT PLATE	1
6	131667	RDB CONV MOTOR BTM BOLT PLATE	1
7	131810	RDB CONV CHAIN GUARD, OUTSIDE	1
8	131831	RDB CONV CHAIN GUARD, INSIDE	1
9	320819	CHAIN COUPLER, #80-2 RC x 20P COMP	1
10	330015	SPROCKET 81 x 6 TOOTH 1 1/2" BORE	2
11	332619	COVER, 8018/8020 CHAIN COUPLING	1
12	332626	SPROCKET, 8020 x 1-1/2"B, 3/8" KW, 2 SS	1
13	340425	BEARING, 1-1/2" ,RCJ 4-BOLT FLG,(ECCEN)	2
14	360032	HYDRAULIC MOTOR 30.7 CID, 17 TOOTH SPLINE	1
15	400114	HEX NUT, 1/2-13 SERRATED FLANGE #5	12
16	402005	WASHER 5/16", SPRING LOCK, MED PLTD	4
17	402405	FLAT WASHER 5/16" MED PLTD	4
18	405627	HHCS 5/16" x 3/4" #5 PLTD	4
19	405705	HHCS 1/2"-13 x 2" #5 PLTD	4
20	407911	HHCS SERRATED 1/2"-13 x 1" #5 PLTD	8
21	407912	HHCS 1/2"-13 x 1-1/4" SERRATED #5 PLTD	8
22	830632	CONVEYOR WA	1

HOW TO READ SERIAL NUMBERS CAN BE FOUND ON PAGE 26 OF THIS MANUAL

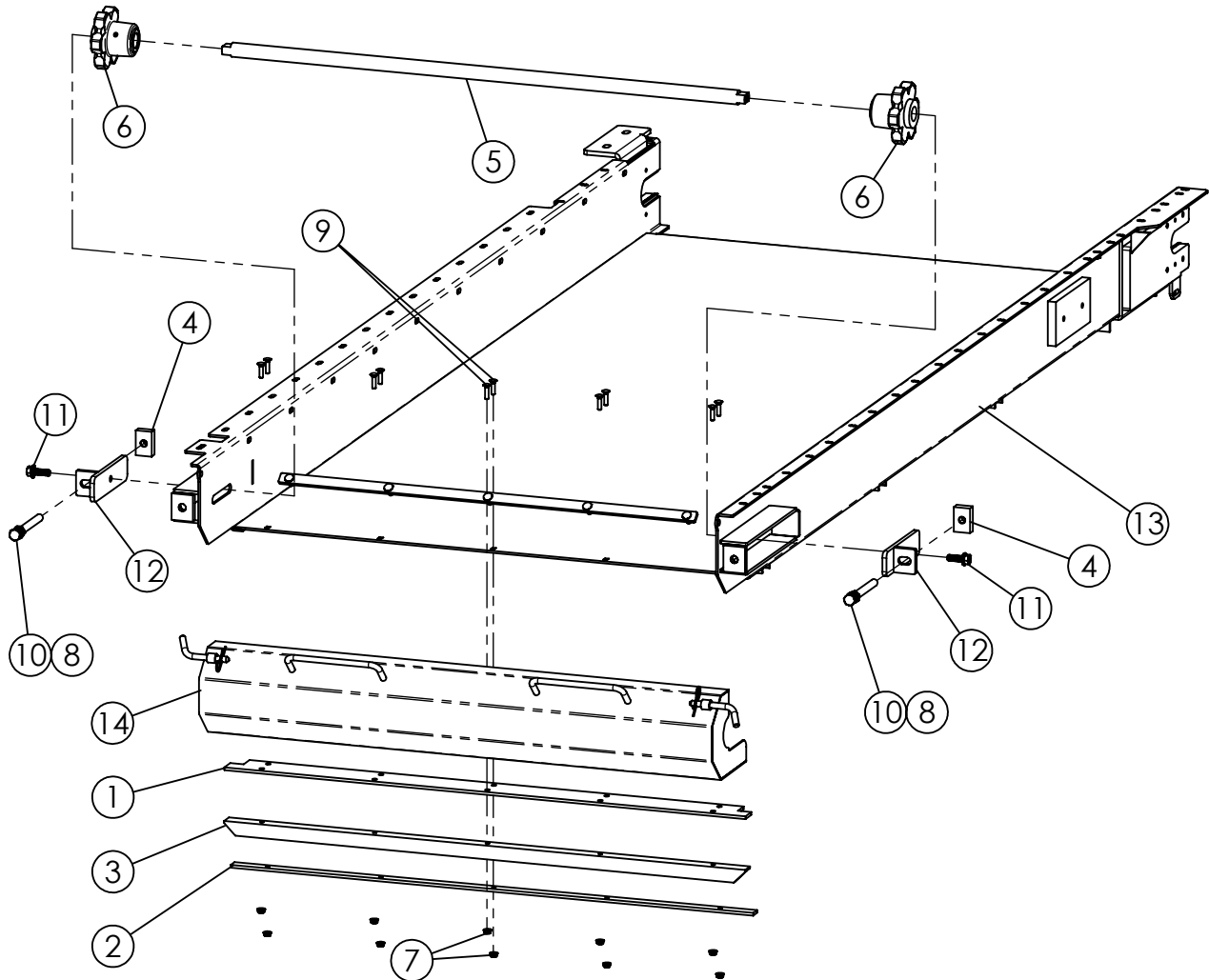
RDB CONVEYOR TAKE-UP SERIAL #411120336 THRU #410349817



ITEM #	PART #	DESCRIPTION	QTY.
1	131477	FEEDER CONVEYOR IDLER SHAFT	1
2	131485	RUBBER HINGE 48"W CONVEYOR	1
3	131486	HINGE STRAP 48"W CONVEYOR	2
4	330014	SPROCKET 81X 6-TOOTH 1-1/4" BORE	2
5	400106	HEX NUT, 5/16"-18 SER. FLANGE #5 PLTD	10
6	401506	WING NUT, 3/8"-16 UNC-2B, SST	3
7	405653	HHCS 3/8"-16 x 1" #5 PLTD	3
8	407021	CHCS 5/16"-18 x 1" #5 PLTD	10
9	409916	WOODRUFF KEY 1/4" x 1"	2
10	712206	TAKE-UP BRG ASSY 1-1/4" (INCLUDES A THRU E)	2
A	131585	ALL THREAD 3/4"-10 x 8"	1 EA.
B	341324	TAKE-UP BEARING 1-1/4"	1EA.
C	400212	HEX NUT 3/4"-10 #5 PLTD	2EA.
D	400612	HEX JAM NUT 3/4"-10	1EA.
E	400812	HEX NUT 3/4"-10 CENTER-LOC #5 PLTD	1EA.
11	830546	FEEDER 48"W CONV WA	1
12	830591	RDB CONVEYOR CLEANOUT DOOR	1

RDB CONVEYOR TAKE-UP

Use this page for Serial #'s from 410449844 thru 411070947 and for
Serial #'s 411070956, 811070957, 411170983, 41170985, 411170987,
411171000, 411271014, 410181033, 410181037, 410181058 and 410281070

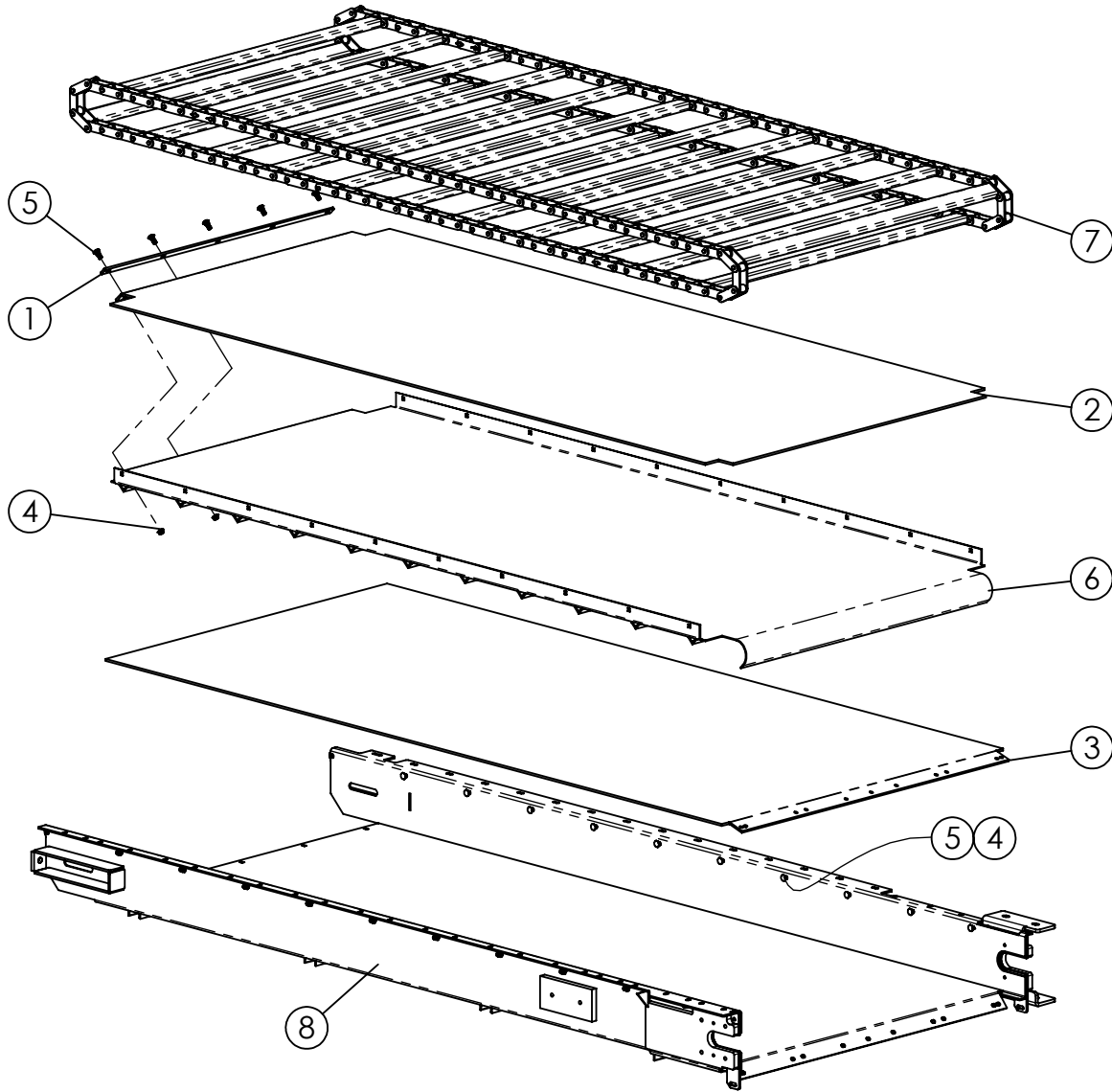


ITEM #	PART #	DESCRIPTION	QTY.
1	131485	RUBBER HINGE 48"W CONVEYOR	1
2	131486	HINGE STRAP 48"W CONVEYOR	1
3	131595	HINGE BACKUP ANGLE, RDB CONVEYOR	1
4	162820	CONV TAKEUP, TAPPED TENSIONER BAR	2
5	162822	RDB CONVEYOR IDLER SHAFT	1
6	330016	SPROCKET 81X 6-TOOTH NYLOIL INSERT	2
7	400106	HEX NUT, 5/16"-18 SER. FLANGE #5 PLTD	10
8	400610	HEX JAM NUT 5/8"-11 #5 Pltd	2
9	407022	CHCS 5/16"-18 x 1-1/4"	10
10	407477	HHCS 5/8"-11 x 6" #5 FULL THREAD	2
11	407913	HHCS 1/2"-13 x 1-1/2" SERRATED #5 PLTD	2
12	830614	CONV TAKEUP SLIDE WA	2
13	830632	CONVEYOR WA	1
14	830633	CONV CLEAN OUT DOOR WA	1

HOW TO READ SERIAL NUMBERS CAN BE FOUND ON PAGE 26 OF THIS MANUAL

RDB CONVEYOR BODY PARTS

Use this page for Serial #'s from 411120336 thru 411070947 and for
Serial #'s 411070956, 811070957, 411170983, 41170985, 411170987,
411171000, 411271014, 410181033, 410181037, 410181058 and 410281070

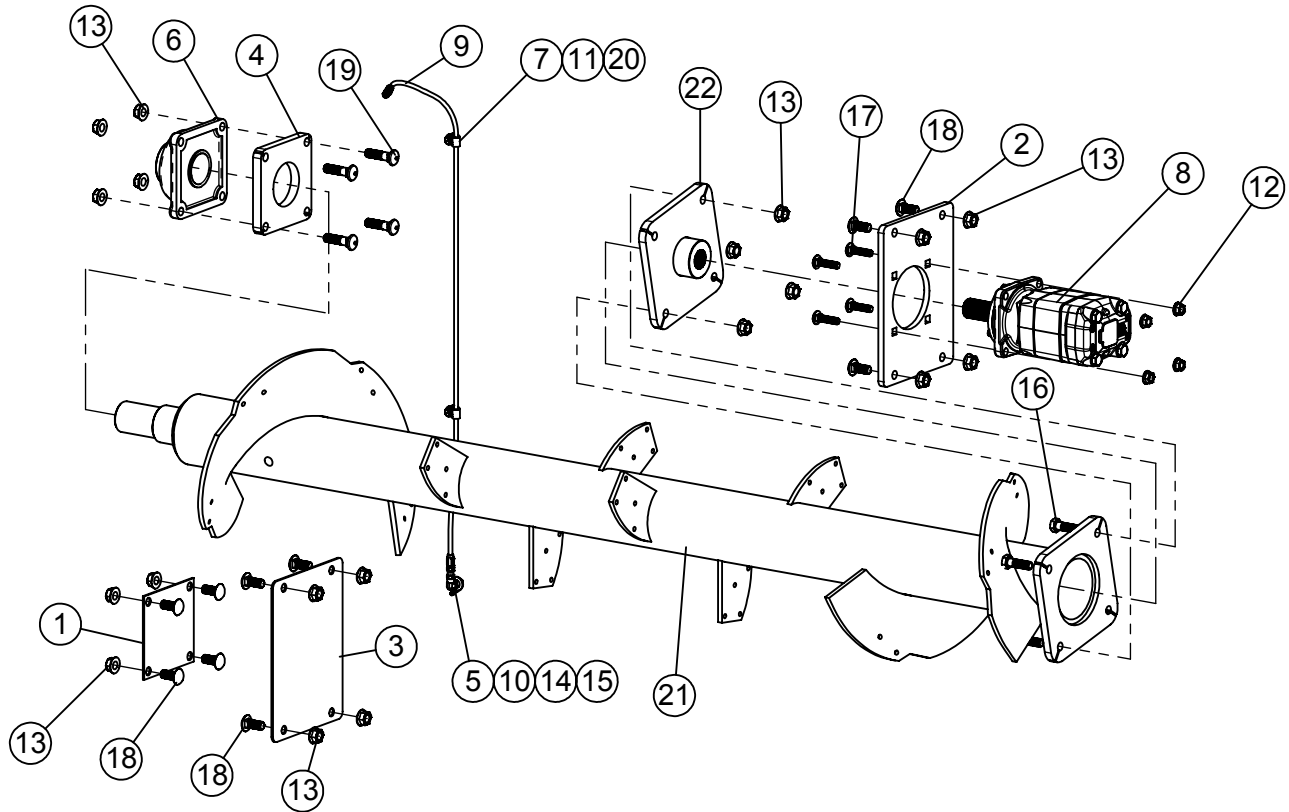


ITEM #	PART #	DESCRIPTION	QTY.
1	131623	RDB BACKUP STRAP	1
2	131842	FEEDER CONV PAN PLASTIC, TOP	1
3	131843	FEEDER CONV PAN PLASTIC, BOTTOM	1
4	400107	HEX NUT, 3/8"-16 SERRATED FLANGE #5	25
5	407040	CHCS 3/8"-16 x 1" #5 PLTD	25
6	830520	FEEDER CONV PAN WA	1
7	830522	RDB CONVEYOR CHAIN 81X	1
8	830632	CONVEYOR WA, RDB (Serial #'s from 410449844 thru 411070947 and for Serial #'s 411070956, 811070957, 411170983, 41170985, 411170987, 411171000, 411271014, 410181033, 410181037, 410181058 and 410281070)	1
	830546	CONVEYOR WA, RDB (Serial #'s 410150177 & 410250188) (Also Serial #411140106 & Before)	

HOW TO READ SERIAL NUMBERS CAN BE FOUND ON PAGE 26 OF THIS MANUAL

RDB UNIBODY BEATER ASSEMBLY, #730278

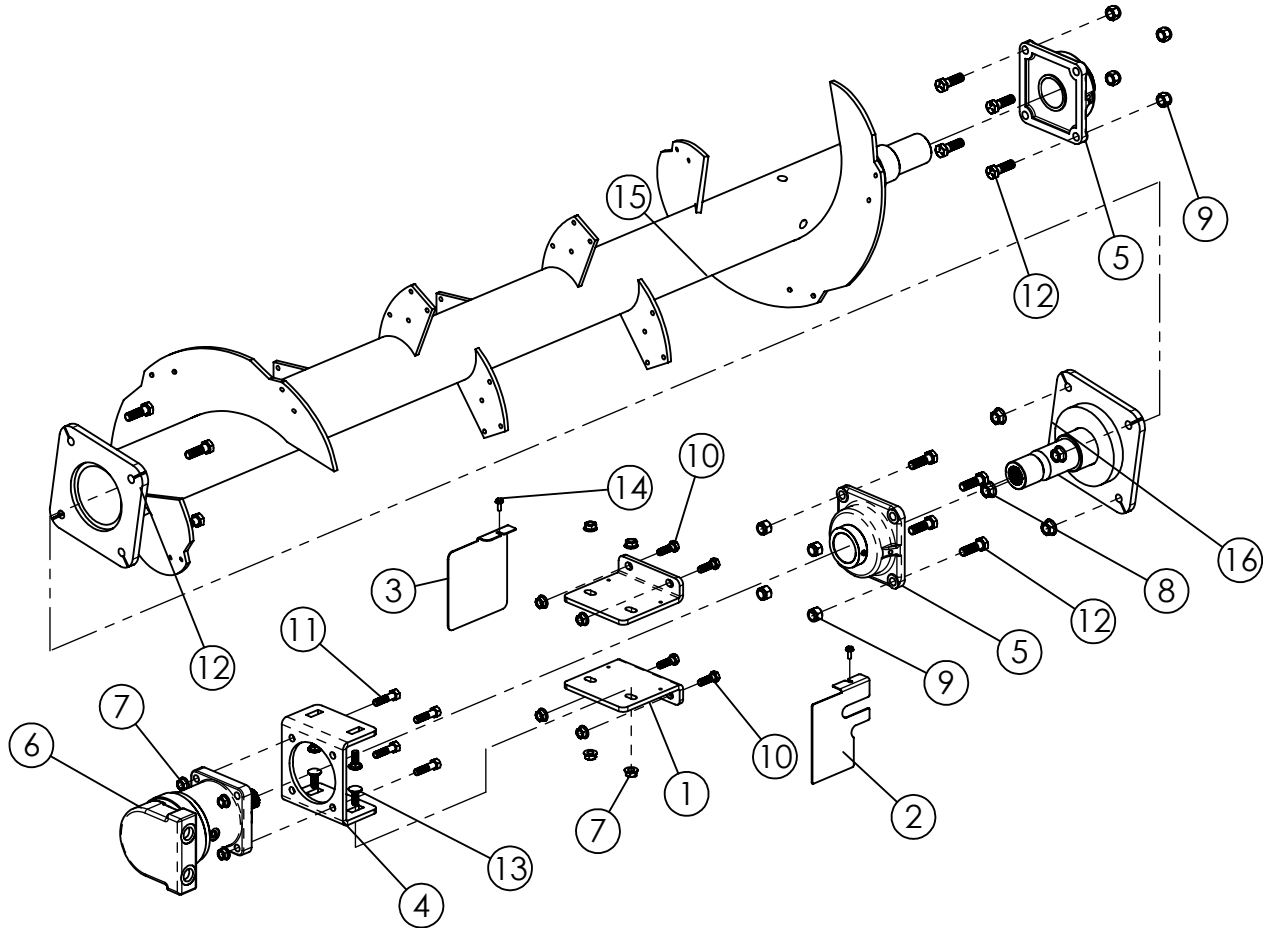
Use this page for Serial #'s 411070948, 410970950, 410181039 and 410281076 and for Serial #'s after 410281076



ITEM #	PART #	DESCRIPTION	QTY.
1	131597	FEEDER BEATER COVER SMALL	1
2	132116	RDB BEATER MOTOR BOLT PLATE	1
3	132184	RDB BEATER MOTOR COVER PLATE	1
4	132193	2-7/16" SHAFT BEARING SPACER PLATE	1
5	310750	GREASE ZERK PLTD 1/8"	1
6	340438	BEARING, 2 7/16" FLANGE MOUNT	1
7	358601	5/16" COATED TUBE CLAMP	2
8	360052	HYDRAULIC MOTOR, 500 CC, 17 TOOTH SPLINE	1
9	367525	5/16" x 51" GREASE FILLED HOSE ASSEMBLY	1
10	368000	PIPE ELBOW, 90° STREET 1/8"MP x 1/8"FP	2
11	400107	HEX NUT, 3/8"-16 SERRATED FLANGE #5	2
12	400114	HEX NUT, 1/2-13 SERRATED FLANGE #5	4
13	400115	FLANGE NUT, 5/8-11 SERRATED	20
14	402250	M14 ZINC PLTD FLAT WASHER	1
15	402506	FLAT WASHER 3/8" SAE PLTD	2
16	405754	HHCS, 5/8"-11 x 2" #5 PLTD	4
17	407104	CHCS 1/2"-13 x 2" #5 PLTD	4
18	407120	CHCS 5/8"-11 x 1-1/2" #5 PLTD	12
19	407122	CHCS 5/8"-11 x 2-1/2" #5 Pltd	4
20	407901	HHCS 3/8"-16 X 1" SERRATED #5 PLTD	2
21	830529	FEEDER BEATER WA	1
22	830730	RDB BEATER DRIVE	1

RDB BEATER ASSEMBLY, #730251

Use this page for Serial #'s Before 411070948 and for Serial #'s 411070956, 811070957, 411170983, 41170985, 411170987, 411171000, 411271014, 410181033, 410181037, 410181058 and 410281070

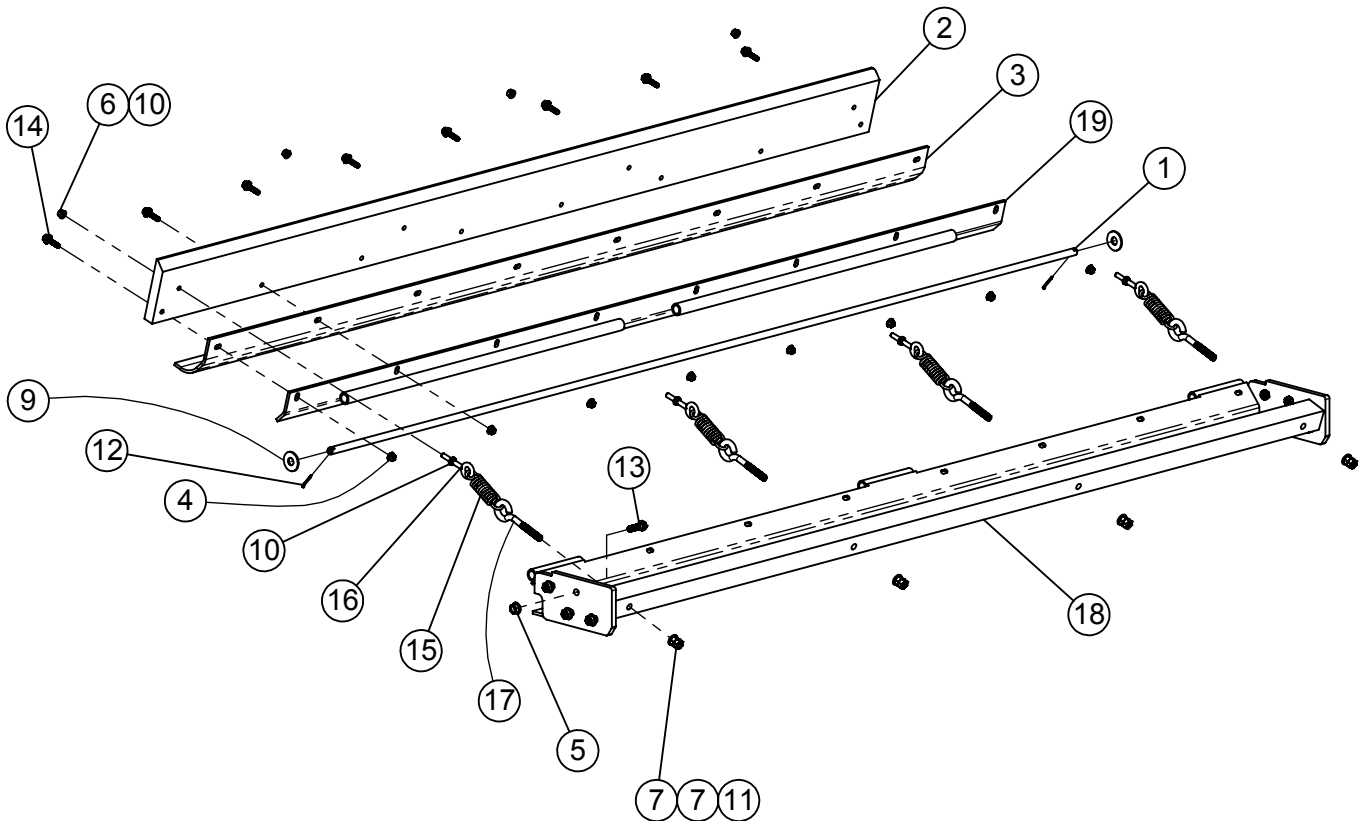


ITEM #	PART #	DESCRIPTION	QTY.
1	131576	BEATER MOTOR MOUNT FLANGE	2
2	131819	RDB BEATER DRIVE GUARD, REAR	1
3	131832	RDB BEATER DRIVE GUARD, FRONT	1
4	131941	BEATER MOTOR MOUNT PLATE	1
5	340438	BEARING, 2 7/16" FLANGE MOUNT	2
6	360045	HYD MOTOR, 24.4 CI (VIS) 1-1/2" - 17T SPL	1
7	400114	HEX NUT, 1/2-13 SERRATED FLANGE #5	12
8	400115	FLANGE NUT, 5/8-11 SERRATED	4
9	401110	HEX NYLOC NUT 5/8"-11 #5 Pltd	8
10	405703	HHCS 1/2"-13 x 1-1/2" #5 PLTD	4
11	405705	HHCS 1/2"-13 x 2" #5 PLTD	4
12	405754	HHCS, 5/8"-11 x 2" #5 PLTD	12
13	407101	CHCS 1/2"-13 x 1-1/4" #5 PLTD	4
14	407875	HHCS 1/4" -20 x 1" WHIZ	2
15	830529	FEEDER BEATER WA	1
16	830552	DRIVE FLANGE W/A	1

This Page intentionally left blank.

RDB BELT WIPER ASSEMBLY, #730292

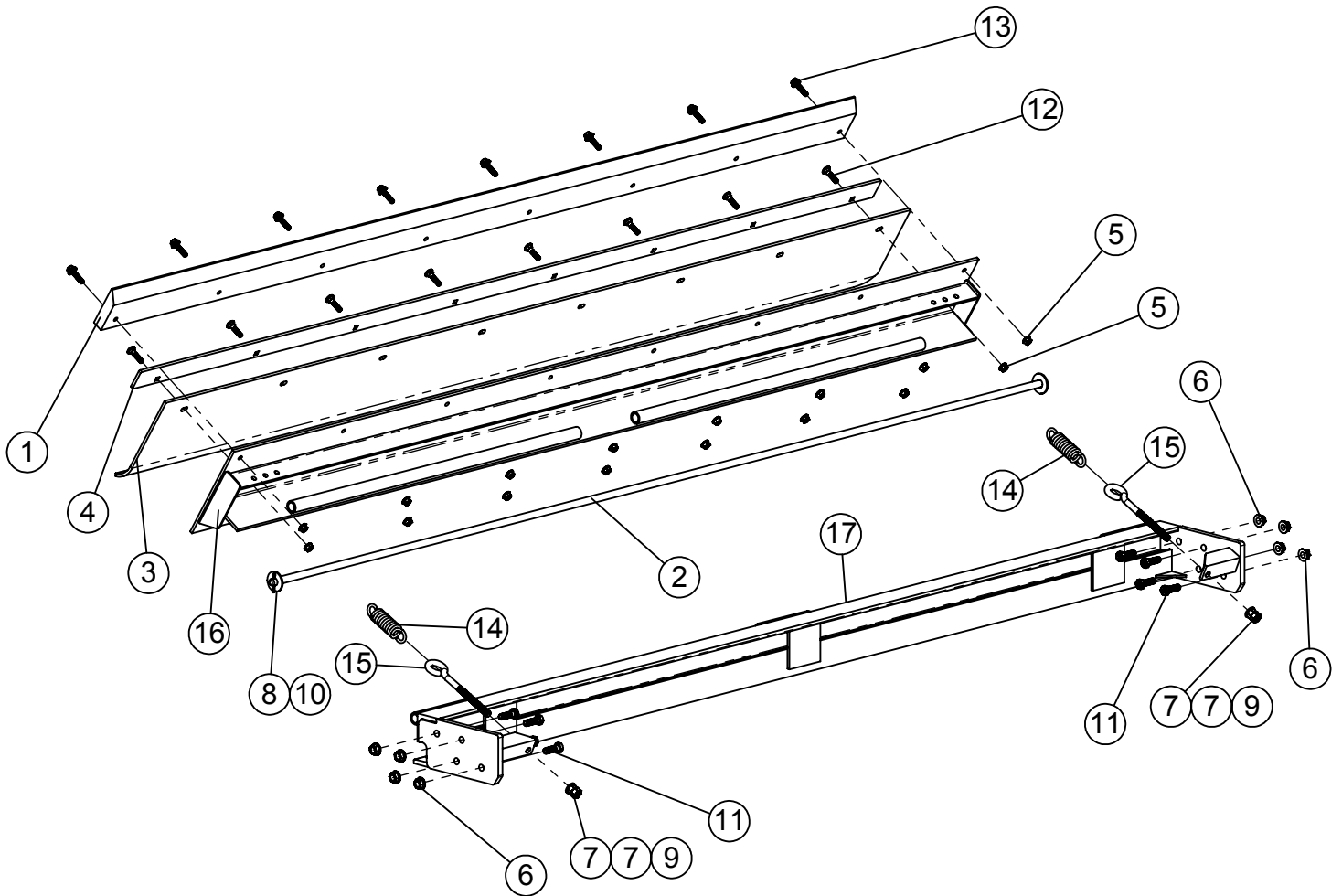
Use this page for Serial #'s After 420201661



ITEM #	PART #	DESCRIPTION	QTY.
1	131494	PIVOT SHAFT	1
2	131711P	BELT WIPER UHMW WIDE RDB	1
3	131715	BELT WIPER RUBBER RDB	1
4	400107	HEX NUT, 3/8"-16 SERRATED FLANGE #5	8
5	400114	HEX NUT, 1/2"-13 SERRATED FLANGE #5	8
6	400206	HEX NUT 3/8"-16 #5 PLTD	4
7	400208	HEX NUT 1/2"-13 #5 PLTD	8
8	400606	HEX JAM NUT 3/8-16"	4
9	402410	FLAT WASHER 5/8" MED PLTD	2
10	402506	FLAT WASHER 3/8" SAE PLTD	8
11	402508	FLAT WASHER, SAE, 1/2" ID x 1" OD	4
12	404003	COTTER PIN, 5/32" x 1-1/4" PLTD	2
13	406403	HHCS 1/2"-13 x 1-1/2" #8 PLTD	8
14	407902	HHCS SERRATED 3/8"-16 x 1-1/2" #5 PLTD	8
15	410018	SPRING-PULL 1.5X4 .225 WIRE	4
16	410848	.EYE BOLT 3/8-16 X 2-1/2" FORGED	4
17	410859	EYE BOLT, 1/2"-13 x 4"	4
18	830781	BELT WIPER MNT WA, RDB SLIDE CONV	1
19	830782	MOUNT, BELT WIPER FLEXABLE RDB	1

RDB BELT WIPER ASSEMBLY, #730282


Use this page for Serial #'s 411070948, 410970950, 410181039 and 410281076 and for Serial #'s after 410281076



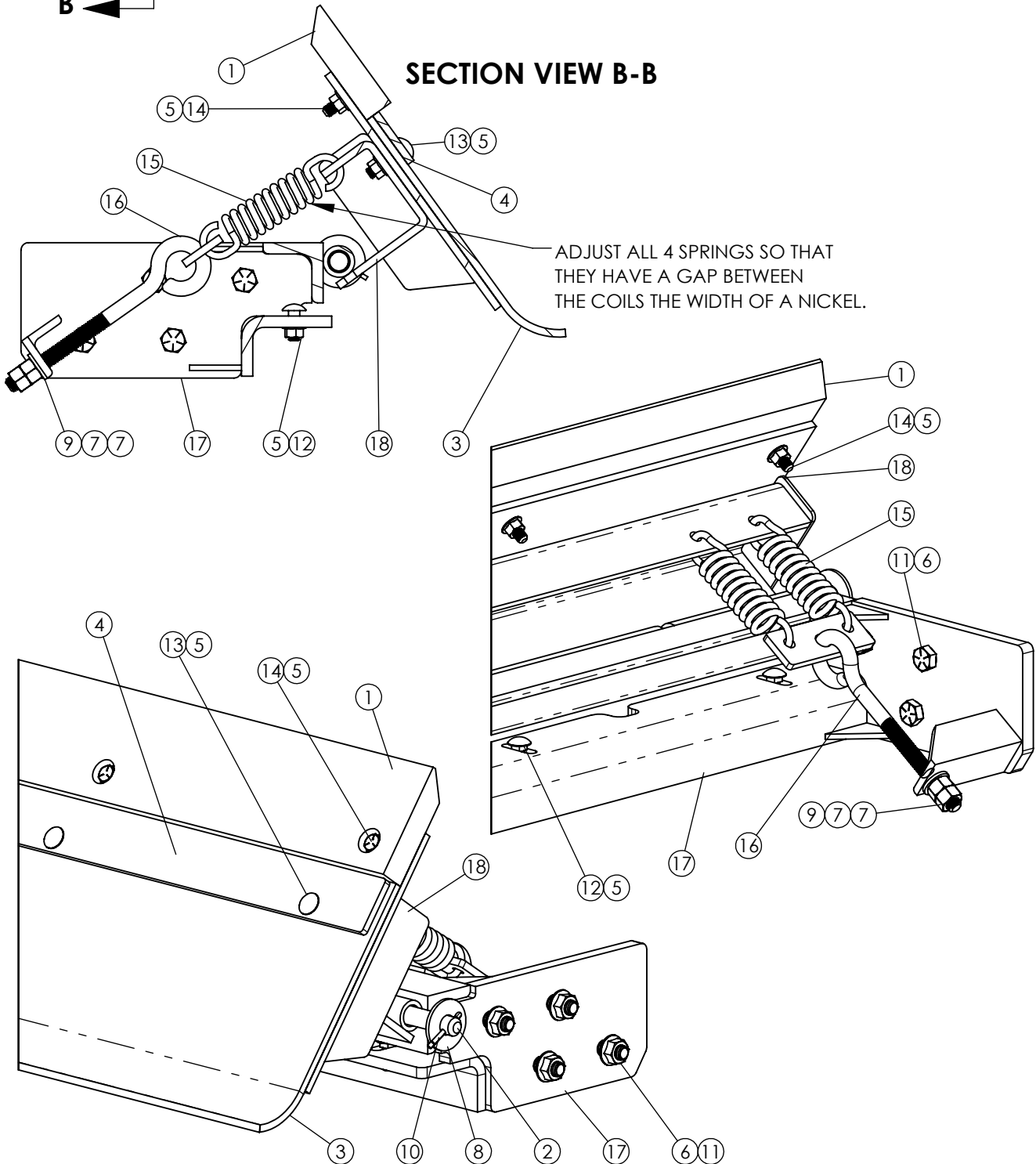
ITEM #	PART #	DESCRIPTION	QTY.
1	131461	BELT WIPER PLASTIC	1
2	131494	PIVOT SHAFT	1
3	131948	BELT WIPER RUBBER	1
4	131949	BELT WIPER RUBBER BACK-UP STRAP	1
5	400107	HEX NUT, 3/8"-16 SERRATED FLANGE #5	16
6	400114	HEX NUT, 1/2-13 SERRATED FLANGE #5	8
7	400208	HEX NUT 1/2"-13 #5 PLTD	4
8	402410	FLAT WASHER 5/8" MED PLTD	2
9	402508	FLAT WASHER, SAE, 1/2" ID x 1" OD	2
10	404003	COTTER PIN, 5/32" x 1-1/4" PLTD	2
11	406403	HHCS 1/2"-13 x 1-1/2" #8 PLTD	8
12	407042	CHCS 3/8"-16 x 1-1/2" #5 PLTD	8
13	407902	HHCS SERRATED 3/8"-16 x 1-1/2" #5 PLTD	8
14	410018	PULL SPRING 1-1/2" X 4", .225" WIRE, #671	2
15	410861	EYE BOLT, 1/2"-13 X 6"	2
16	830631	WIPER PIVOT WA	1
17	830751	RDB SLIDE CONVEYOR MOUNT WA	1

RDB BELT WIPER ASSEMBLY, #730267

Use this page for Serial #'s from 410150157 to 411070948 and for Serial #'s 411070956, 811070957, 411170983, 41170985, 411170987, 411171000, 411271014, 410181033, 410181037, 410181058 and 410281070

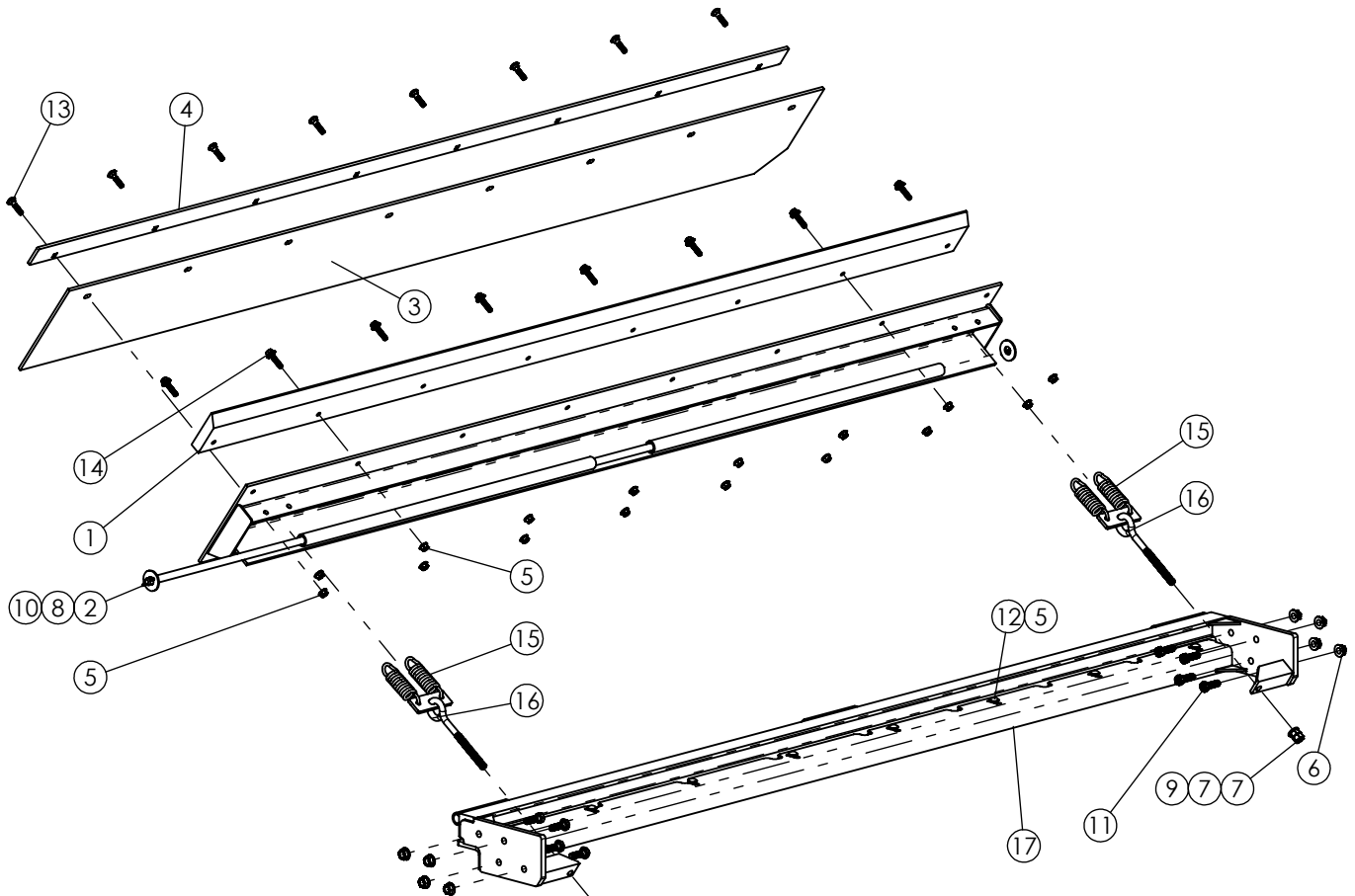


SECTION VIEW B-B



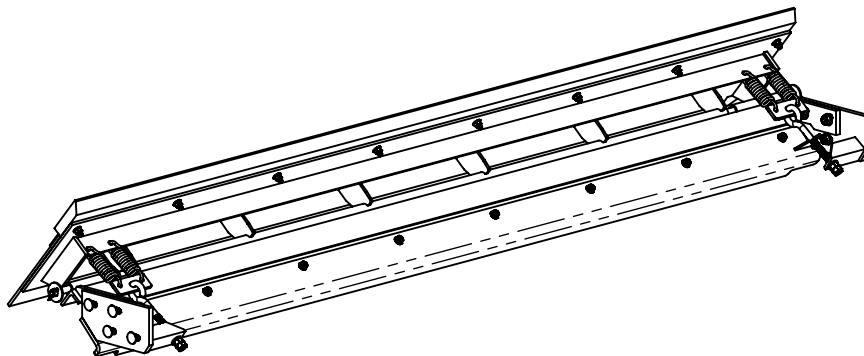
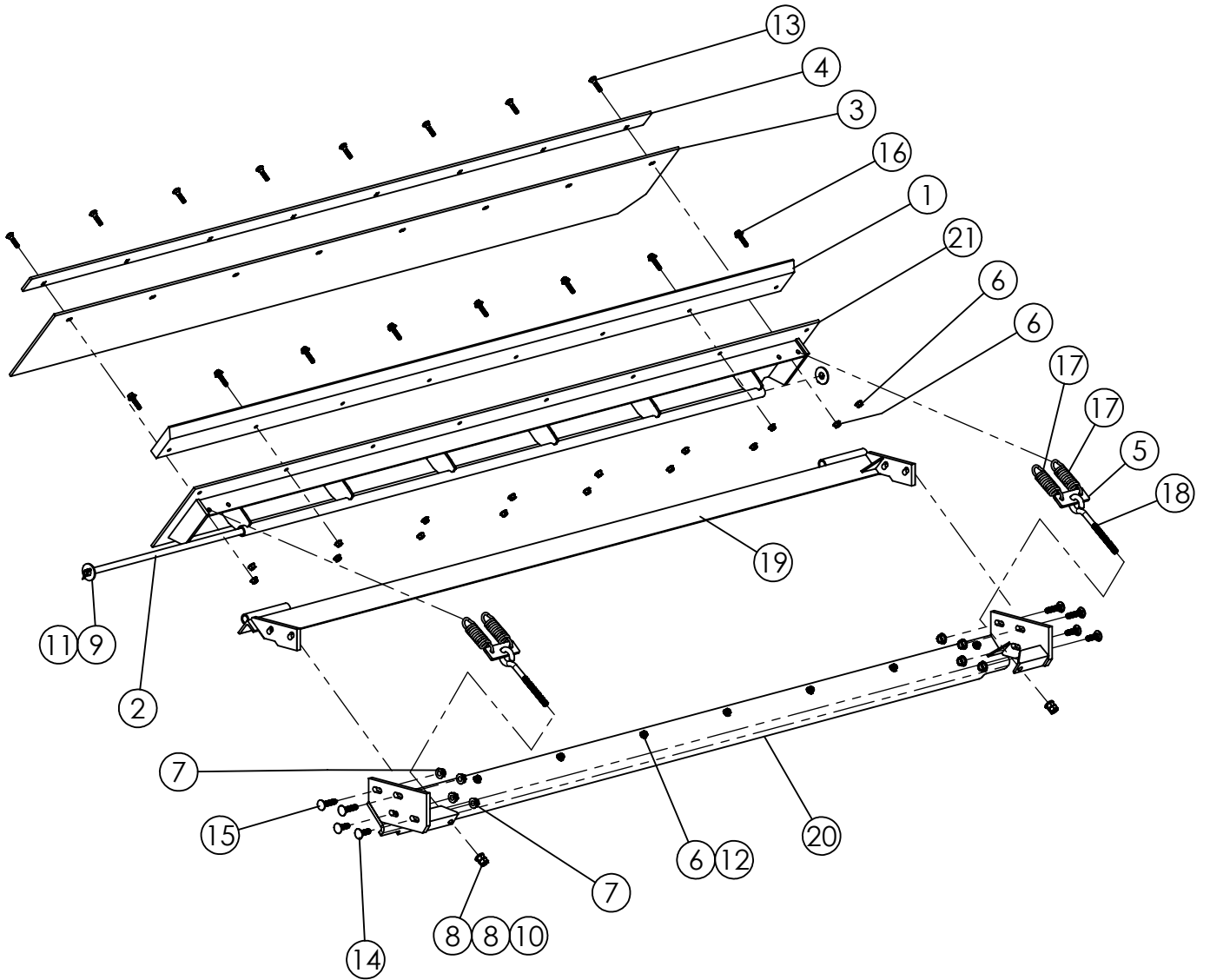
RDB BELT WIPER ASSEMBLY, #730267

ITEM #	PART #	DESCRIPTION	QTY.
1	131461	BELT WIPER PLASTIC	1
2	131494	PIVOT SHAFT	1
3	131948	BELT WIPER RUBBER	1
4	131949	BELT WIPER RUBBER BACK-UP STRAP	1
5	400107	HEX NUT, 3/8"-16 SERRATED FLANGE #5	24
6	400114	HEX NUT, 1/2-13 SERRATED FLANGE #5	8
7	400208	HEX NUT 1/2"-13 #5 PLTD	4
8	402410	FLAT WASHER 5/8" MED PLTD	2
9	402508	FLAT WASHER, SAE, 1/2" ID x 1" OD	2
10	404003	COTTER PIN, 5/32" x 1-1/4" PLTD	2
11	406403	HHCS 1/2"-13 x 1-1/2" #8 PLTD	8
12	407040	CHCS 3/8"-16 x 1" #5 PLTD	8
13	407042	CHCS 3/8"-16 x 1-1/2" #5 PLTD	8
14	407902	HHCS SERRATED 3/8"-16 x 1-1/2" #5 PLTD	8
15	410018	PULL SPRING 1-1/2" X 4", .225" WIRE, #671	4
16	830444	RDB WIPER EYE BOLT WA	2
17	830630	CONVEYOR MOUNT WA	1
18	830631	WIPER PIVOT WA	1



RDB BELT WIPER ASSEMBLY, #730240

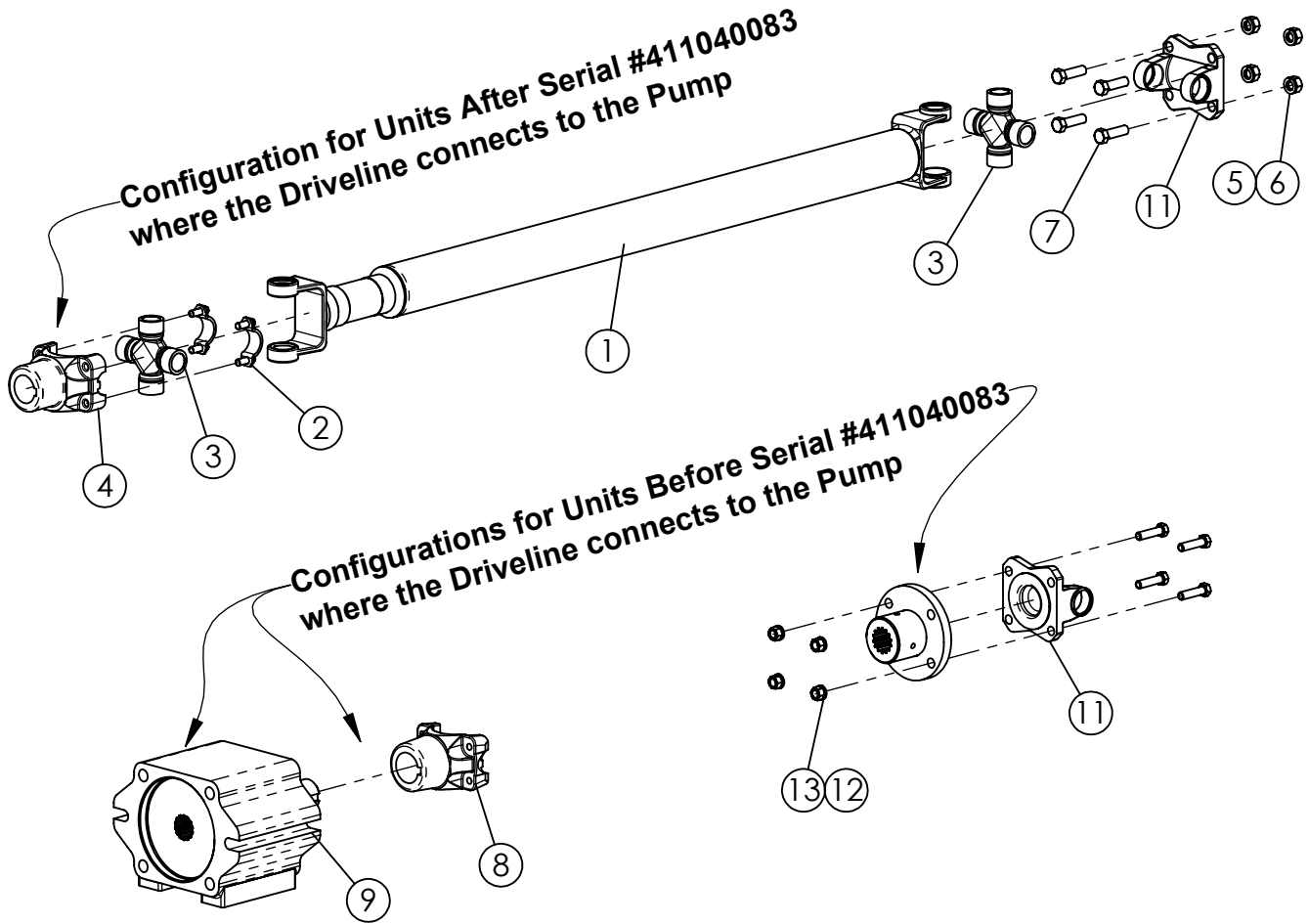
Use this page for all Wiper Assy's before with Serial #'s 411240143



RDB BELT WIPER ASSEMBLY, #730240

ITEM #	PART #	DESCRIPTION	QTY.
1	131461	BELT WIPER PLASTIC	1
2	131494	PIVOT SHAFT	1
3	131948	BELT WIPER RUBBER	1
4	131949	BELT WIPER RUBBER BACK-UP STRAP	1
5	131950	EYE BOLT SPRING PULL BAR, 1/2"	2
6	400107	HEX NUT, 3/8"-16 SERRATED FLANGE #5	24
7	400114	HEX NUT, 1/2-13 SERRATED FLANGE #5	8
8	400208	HEX NUT 1/2"-13 #5 PLTD	4
9	402410	FLAT WASHER 5/8" MED PLTD	2
10	402508	FLAT WASHER, SAE, 1/2" ID x 1" OD	2
11	404003	COTTER PIN, 5/32" x 1-1/4" PLTD	2
12	407040	CHCS 3/8"-16 x 1" #5 PLTD	8
13	407042	CHCS 3/8"-16 x 1-1/2" #5 PLTD	8
14	407102	CHCS 1/2"-13 x 1-1/2" #5 PLTD	4
15	407104	CHCS 1/2"-13 x 2" #5 PLTD	4
16	407902	HHCS SERRATED 3/8"-16 x 1-1/2" #5 PLTD	8
17	410018	PULL SPRING 1-1/2" X 4", .225" WIRE, #671	4
18	410861	EYE BOLT 1/2"-13 x 6" x 1" x 8" x 4"	2
19	830442	BROOM MOUNT WA	1
20	830517	CONVEYOR MOUNT WA	1
21	830525	WIPER PIVOT WA	1

RDB TRUCK DRIVE LINE ASSEMBLY #630071, PTO to HYDRAULIC PUMP

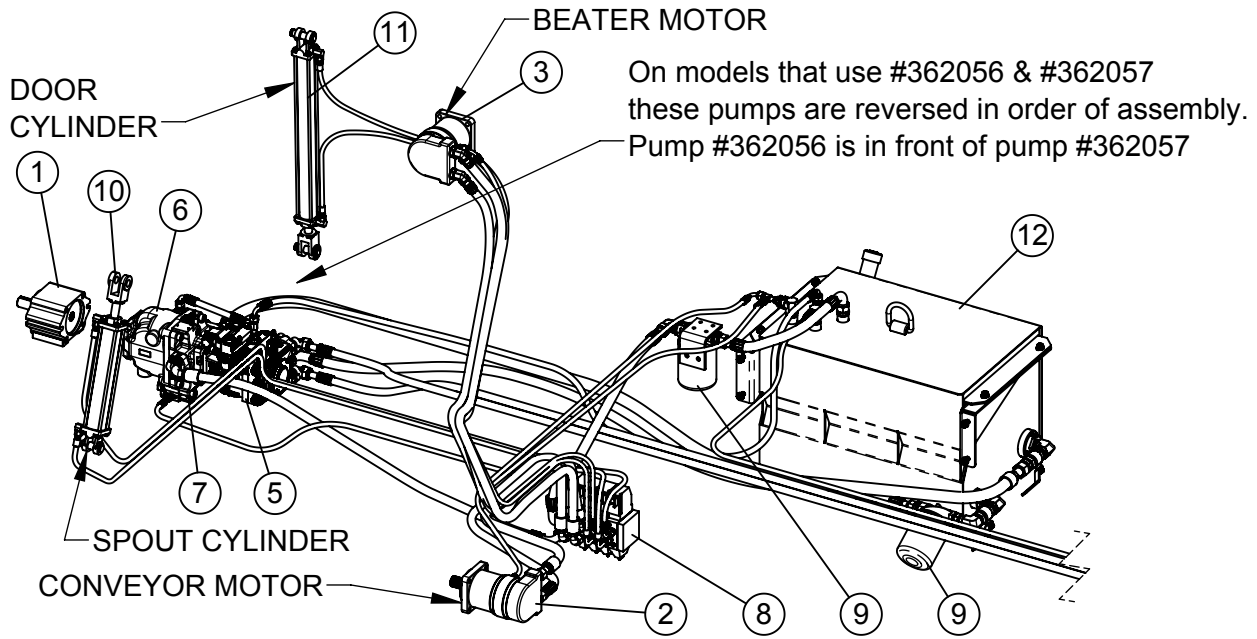


ITEM #	PART #	DESCRIPTION	QTY.
1	338054	DRIVE SHAFT ASSY	1
2	338413	U STRAP & BOLT KIT 3-70-28X (1350)	1
3	338436	CROSS KIT, SPICER 1350 5-178X	2
4	338530	YOKE, SPICER 1350 1-3/8" TAPER	1
5	400307	7/16-20 HEX NUT #5 PLTD	4
6	402007	SPRING LOCK WASHER 7/16" PLTD	4
7	405678	HHCS 7/16"-14 x 1 1/2" #5 PLTD	4

ITEM #	PART #	DESCRIPTION	QTY.
8	338426	YOKE, 1-1/2" Spicer 3-4-333	1
9	344080	OVER HUNG LOAD ADAPTER	1

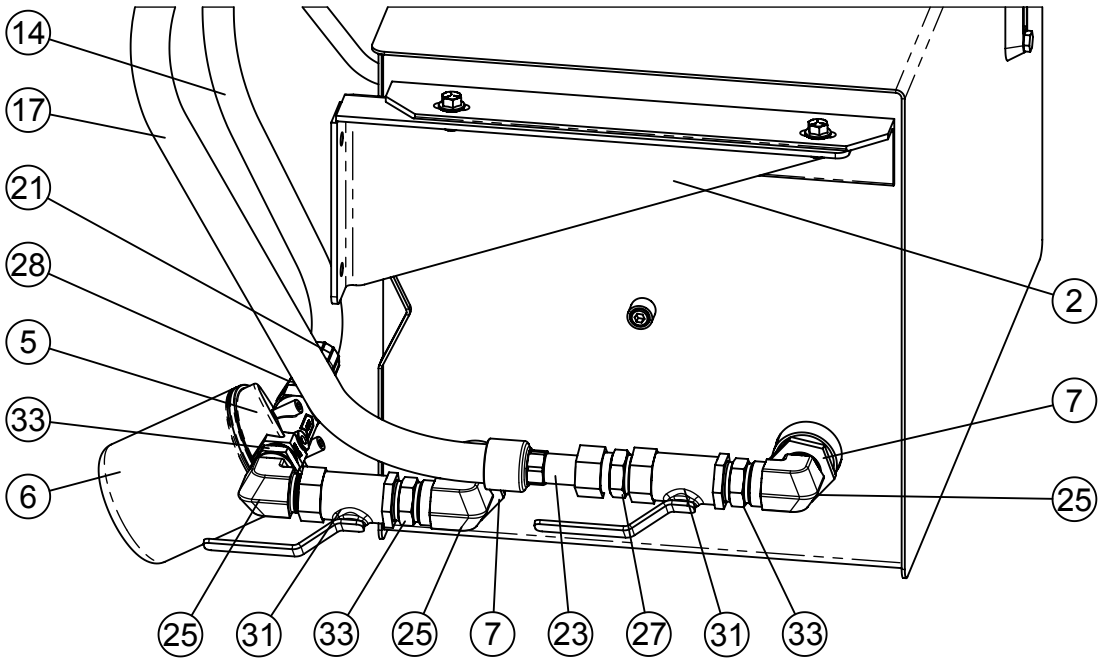
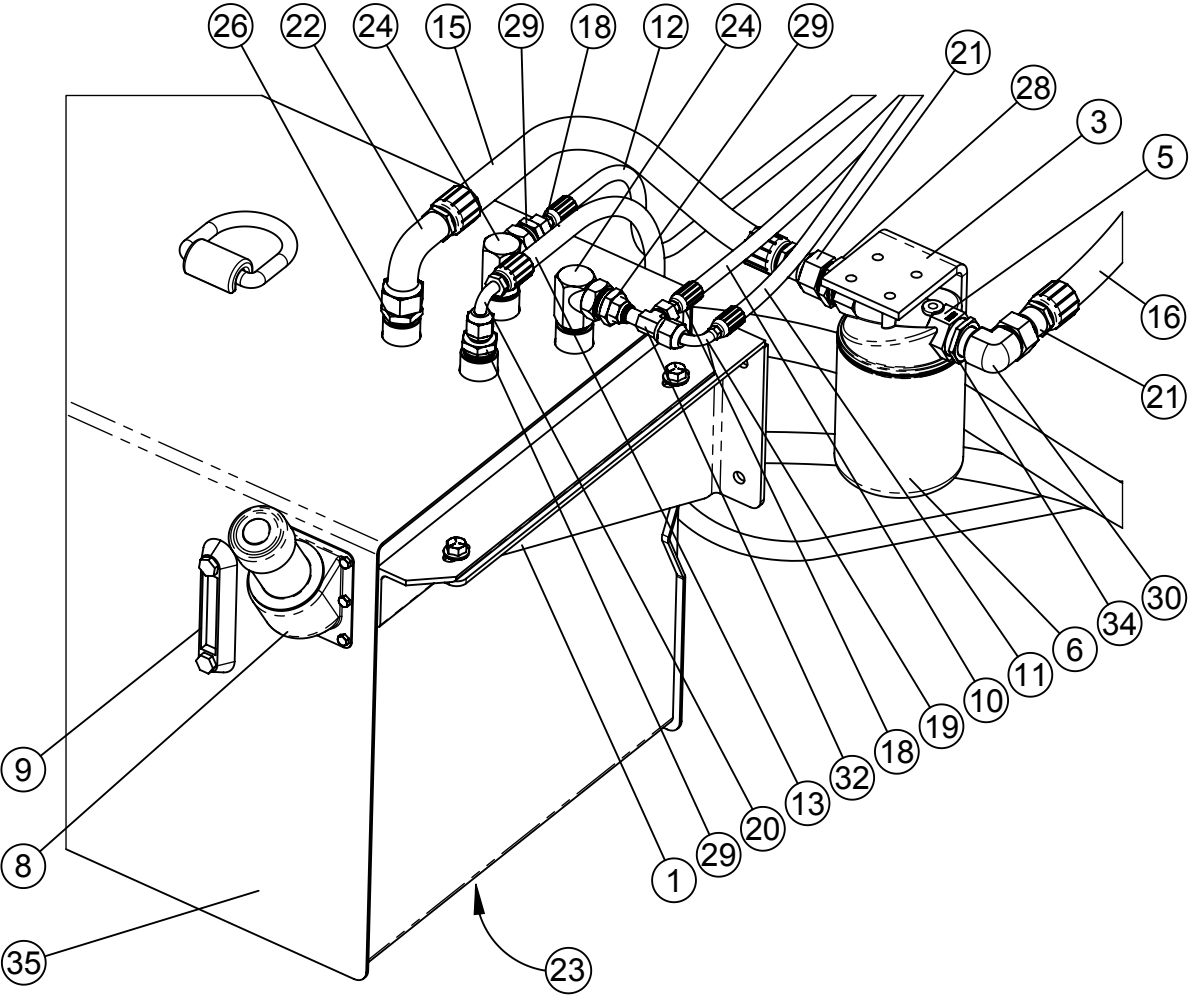
ITEM #	PART #	DESCRIPTION	QTY.
10	873160	1350 COMP FLANGE 14T SPLINE	1
11	338429	FLANGE YOKE, SPICER 1350	2
12	400206	HEX NUT 3/8"-16 #5 PLTD	4
13	402006	WASHER SPRING LOCK 3/8" MED PLTD	4
14	405655	HHCS 3/8"-16 x 1 1/2" #5 PLTD	4

RDB HYDRAULICS KEY COMPONENTS



ITEM #	PART #	DESCRIPTION	QTY.
1	344080	OVER HUNG LOAD ADAPTER (Used with #362055 ONLY)	1
2	360032	HYDRAULIC MOTOR 30.7 CID, 17 TOOTH SPLINE	1
	360051	HYD MOTOR, 400cc, 1-1/2: KEYED SHAFT (Used on Slide In Conveyor with Unibody type RDB Box)	1
3	360045	HYD MOTOR, 24.4 CI (VIS) 1-1/2" - 17T SPL	1
	360052	HYD MOTOR, 500cc, 14 Tooth Spline (Used on Beater with Unibody type RDB Box)	1
4	360049	HYD MOTOR, 18.7 CIR 14 TOOTH "A" MNT (Bolt on Conveyor Box, Conveyor Motor)	1
	360053	HYD MOTOR, 11.9 CIR, 14 Tooth Spline (Used on Conveyor with Unibody type RDB Box)	1
5	362054	PUMP, 90 SERIES, 55ccB1, RH	1
	362057	PUMP, 45 SERIES, 130cc, RH	1
6	362055	PUMP, 45 SERIES, 130cc, RH 14T Spline (Before Serial #411040083)	1
	362056	PUMP, 90 SERIES, 55cc, RH 1-3/8" Taper (After Serial #411040083)	1
7	362237	DANFOSS SERIES 45 CONTROL COMPENSATOR	1
8	362218	HYD VALVE, PVG32 4 SPOOL	1
9	362442	FILTER ELEMENT 1-1/4"	2
10	364061	HYD. CYL. 22-1/4 CC 2 1/2" x 12	1
11	364082	HYDRAULIC CYLINDER 2" x 24"	1
12	730141	802 TRUCK HYDRAULIC RESERVOIR, 55GAL	1

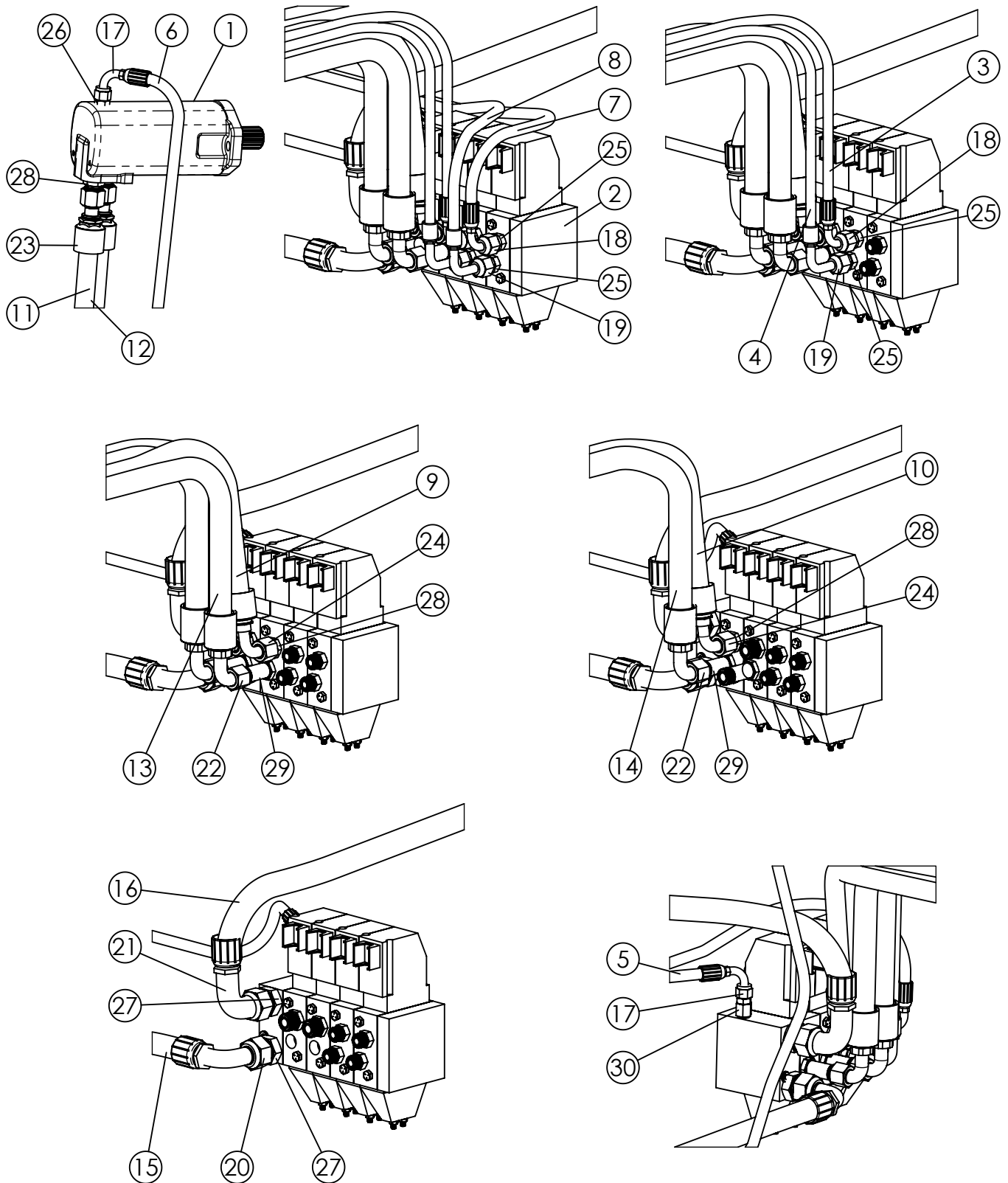
RDB OIL RESERVOIR AND RELATED COMPONENTS



RDB OIL RESERVOIR AND RELATED COMPONENTS

ITEM #	PART #	DESCRIPTION	QTY.
1	830723	802 TRUCK RESERVOIR BRACKET (R/H)	1
2	830724	802 TRUCK RESERVOIR BRACKET (L/H)	1
3	189210	BRACKET, HYDRO-STAT FILTER	1
4	310829	3/4" PIPE PLUG, INTERNAL HEX W/MAGNET	1
5	362404	FILTER HEAD, 1-1/4" FP	2
6	362442	FILTER ELEMENT 1-1/4"	2
7	362507	SUCTION SCREEN 2" x 1 1/4"	2
8	362552	SIDE FILLER HI-NECK ASSY	1
9	362555	SIGHT GAUGE 5"	1
10	366006	HYD HOSE, 3/8"-2 x 103", Beater Motor (Case Drain)	1
11	366006	HYD HOSE, 3/8"-2 x 95", Conveyor Motor (Case Drain)	1
12	366006	HYD HOSE, 3/8"-2 x 308", Floor Motor (Case Drain)	1
13	366008	HYD HOSE, 1/2"-2 x 93". Hdostat Pump to Reservoir (Case Drain)	1
14	366040	HYD HOSE, 1" x 82", Filter (Reservoir) to Hydrostat Pump (Suction)	1
15	366045	HYD HOSE, 1"-1 x 20", Return Filter to Reservoir	1
16	366045	HYD HOSE, 1"-1 x 50", PVG32 Valve to Return Filter	1
17	366047	HYD HOSE, 1 1/4" x 135", Rerservoir to Load Sense (Suction)	1
18	367071	HOSE COUPLING 3/8" x 13/16"FFORX	2
19	367082	HOSE COUPLING, 3/8" x 13/16"FFORX90S	1
20	367098	HOSE COUPLING 1/2" x 13/16"FFORX90S	1
21	367137	HOSE COUPLING 1" x 16G-16FFORX	3
22	367139	HOSE COUPLING, 1" x 16G-16FFORX90S	1
23	367152	HOSE COUPLING 20G-20FFORX x 1-1/4	1
24	368034	90 DEG. STREET L 1" MP x 1" FP	2
25	368036	HYDRAULIC ADAPTER 1-1/4"MP x 1-1/4"FP 90°	3
26	368134	STRAIGHT ADAPTER, 1" MP x 1-7/16" ORFS	1
27	368137	HYDRAULIC ADAPTER 1-1/4"MP x 1-11/16"FFOR	1
28	368143	STRAIGHT ADAPTER, 1-1/4" MP x 1-7/16" ORFS	2
29	368415	STRT ADPT, 1" MP x 13/16" FFOR	3
30	368428	HYD ADAPTER 90°, 1" MP x 1-7/16" FFOR	1
31	368527	BALL VALVE, 1-1/4" FP	2
32	368636	TEE RUN, 13/16" ORFS SWIVEL	1
33	368648	HEX NIPPLE, 1-1/4" MP x 1-1/4" MP	3
34	368666	HEX REDUCER, 1-1/4" MP x 1" FP	1
35	830317	802 TRUCK RESERVOIR W/A (55 GAL)	1

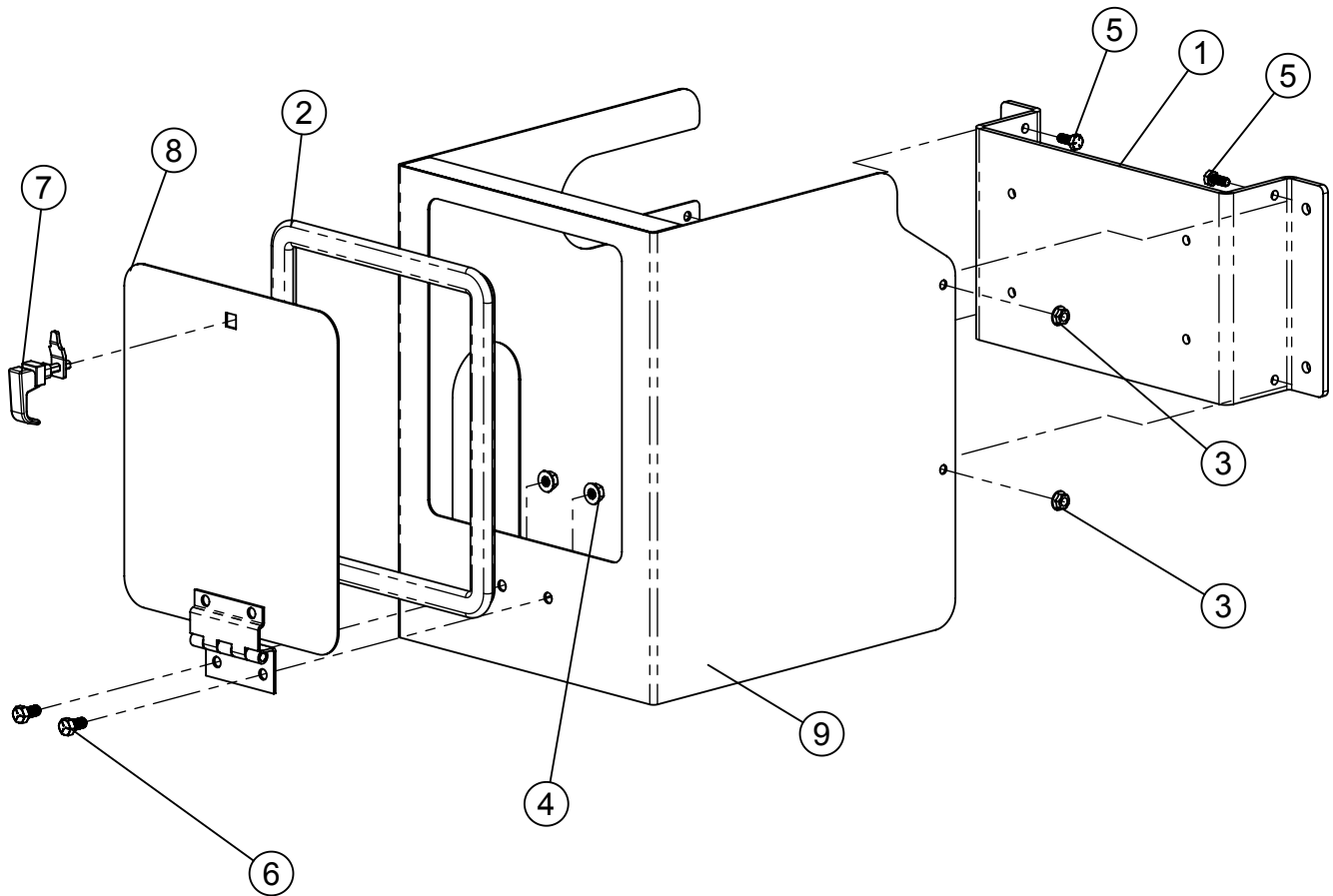
RDB HYDRAULIC VALVE & FLOOR MOTOR



RDB HYDRAULIC VALVE & FLOOR MOTOR

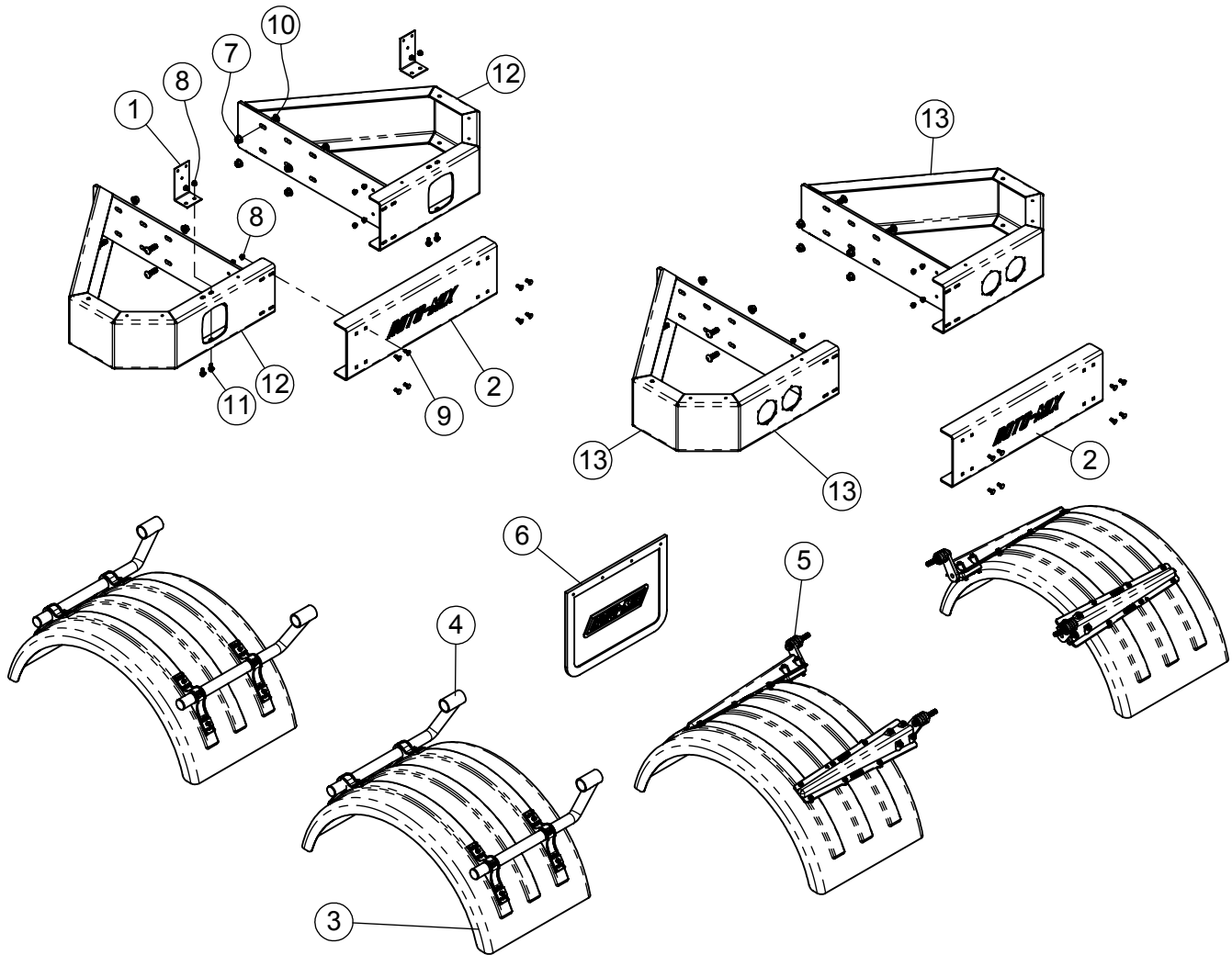
ITEM #	PART #	DESCRIPTION	QTY.
1	360049	HYD MOTOR, 18.7 CIR 14 TOOTH "A" MOUNT (BOLTON CONVEYOR BOX, CONVEYOR MOTOR)	1
	360053	HYD MOTOR, 11.9 CIR, 14 TOOTH, "A" MOUNT (UNIBODY, SLIDE IN CONVEYOR)	1
2	362218	HYD VALVE, PVG32 4 SPOOL	1
3	366006	HYD HOSE, 3/8"-2 x 126", Door Cyl (Rod) to PVG32	1
4	366006	HYD HOSE, 3/8"-2 x 122", PVG32 to Door Cyl (Barrel)	1
5	366006	HYD HOSE, 3/8"-2 x 68", Load Sense Port to PVG32 (Load Sense)	1
6	366006	HYD HOSE, 3/8"-2 x 308", Floor Motor (Case Drain)	1
7	366006	HYD HOSE, 3/8"-2 x 150", Upper Spout Cyl Port	1
8	366006	HYD HOSE, 3/8"-2 X 138", Lower Spout Cyl Port	1
9	366032	HYD HOSE, 3/4"-2 x 85", Beater Motor (Outlet) to PVG32 (Return)	1
10	366032	HYD HOSE, 3/4"-2 x 48", Conv Motor (Outlet) to PVG32 (Return)	1
11	366032	HYD HOSE, 3/4"-2 x 350", Hydrostat "B" TO Motor "B"	1
12	366032	HYD HOSE, 3/4"-2 x 350", Hydrostat "A" TO Motor "A"	1
13	366036	HYD HOSE, 3/4"-5 x 85", PVG32 (Pressure) to Beater Motor (Inlet)	1
14	366036	HYD HOSE, 3/4"-5 x 48", PVG32 (Pressure) to Conv. Motor (Inlet)	1
15	366041	HYD HOSE, 1"-5 x 49", Load Sense Pump (Pressure) to PVG32 (Inlet)	1
16	366045	HYD HOSE, 1"-1 x 50" PVG32 Valve to Return Filter	1
17	367080	HOSE COUPLING, 3/8" x 11/16"FFORX90S	2
18	367082	HOSE COUPLING, 3/8" x 13/16"FFORX90S	4
19	367083	HOSE COUPLING, 3/8" x 13/16"FFORX90L	2
20	367134	HOSE STEM, 1" x 1" 16GS-16FFORX90S	1
21	367139	HOSE COUPLING, 1" x 16G-16FFORX90S	3
22	367145	HOSE STEM, 3/4" x 1" FFORX90S	2
23	367171	HOSE COUPLING, 3/4" x 1" FFORX	2
24	367174	HOSE COUPLING, 3/4" x 1 3/16" FFORX90L	2
25	368191	STRAIGHT ADAPTER, 13/16" FFOR x 7/8" MORB	4
26	368196	STRAIGHT ADAPTER, 11/16" FFOR x 7/16" MORB	2
27	368417	STRAIGHT ADAPTER, 1-7/16"ORFS x 1-1/16"MORB	2
28	368468	STRAIGHT ADAPTER, 1"-14 FFOR x 7/8" MORB	4
29	368469	STRAIGHT ADAPTER, 1"-14 FFOR x 7/8" MORB	2
30	368470	STRAIGHT ADAPTER, 1/2" MOR x 9/16" FORB	1

RDB VALVE COVER ASSEMBLY, #730249



ITEM #	PART #	DESCRIPTION	QTY.
1	131818	FEEDER HYD VALVE MNT	1
2	351056	RUBBER BULB SEAL 5/32"	1
3	400106	HEX NUT, 5/16"-18 SERRATED FLANGE #5 PLTD	4
4	400107	HEX NUT, 3/8"-16 SERRATED FLANGE #5 PLTD	2
5	405627	HHCS 5/16" x 3/4" #5 PLTD	4
6	405652	HHCS 3/8"-16 x 3/4" #5 PLTD	2
7	410300	SOUTH-CO LATCH	1
8	830557	FEEDER HYD VALVE COVER DOOR	1
9	830558	FEEDER HYD COVER WA	1

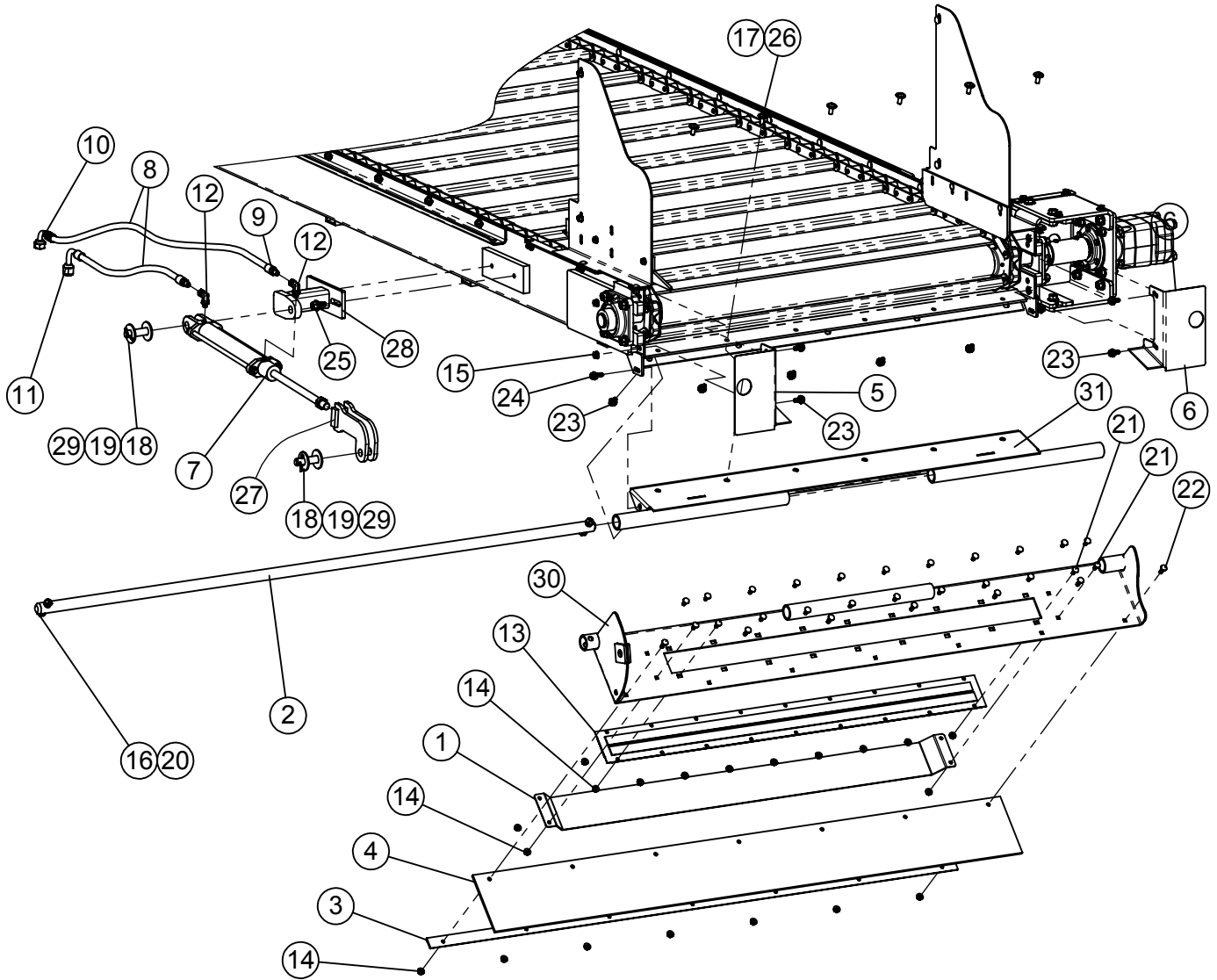
RDB FENDERS & MUD FLAPS & BUMPERS



ITEM #	PART #	DESCRIPTION	QTY.
1	185600	TAIL LIGHT BRKT	2
2	192219	PLATE, FLR 10" RR BMPR ROTO-MIX	2
3	354391	POLY FENDER	AN
4	354392	POLY FENDER TUBING MOUNT KIT (2 Brkt's & Tubes per Kit)	AN
5	354393	POLY FENDER TAPER BRACKET KIT (4 Brkt's per Kit)	AN
6	370202	ROTO-MIX MUD FLAP 24" x 18-1/2"	AN
7	400005	FLANGE NUT, TOP LOCK. 5/8-11 GR"G"	16
8	400007	Flange Nut, Top Lock. 3/8-16 GR "G"	20
9	407040	CHCS 3/8"-16 x 1" #5 PLTD	16
10	407121	CHCS 5/8"-11 x 2" #5 PLTD	16
11	407901	HHCS 3/8"-16 X 1" SERRATED #5 PLTD	4
12	873286	BMPR, 10" REAR HALF, RECT. W.A.	2
13	873287	BMPR, 10" RR HALF RND HOLES W.A.	2

AN = AS NEEDED

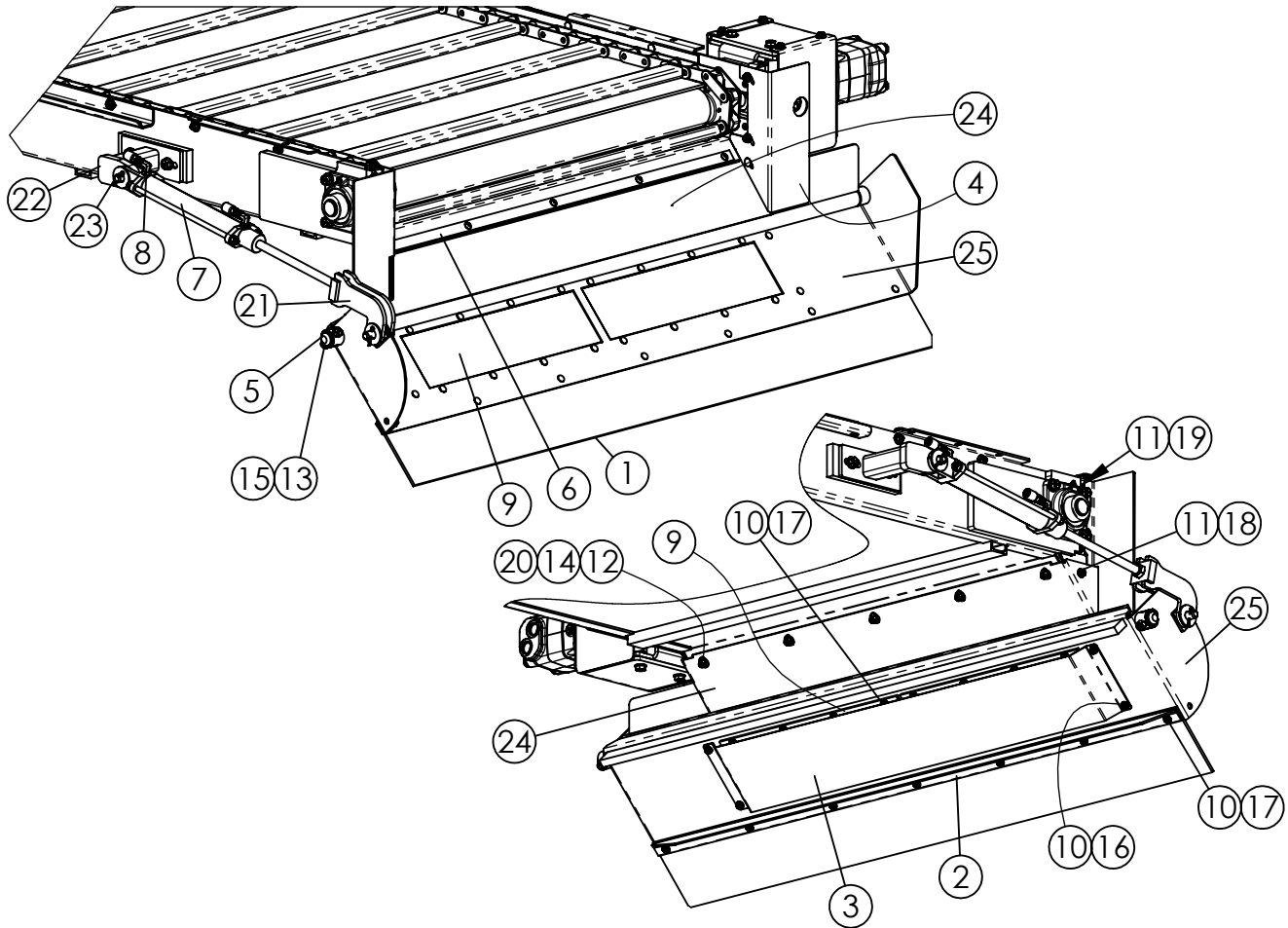
RDB CONVEYOR, STANDARD SPOUT #730256



RDB CONVEYOR, STANDARD SPOUT #730256

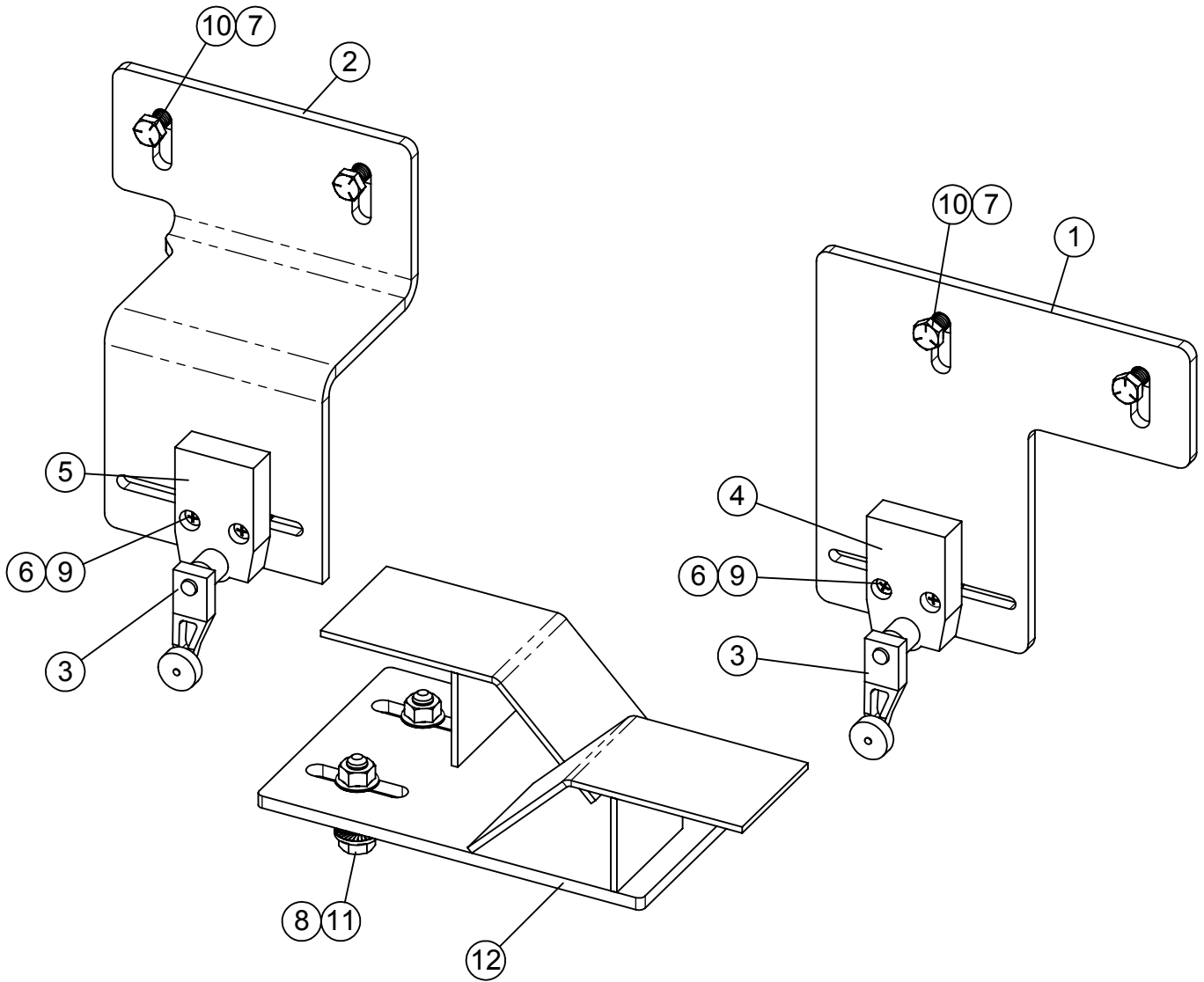
ITEM #	PART #	DESCRIPTION	QTY.
1	131938	RDB SHORT SPOUT MAGNET GUARD	1
2	132219	SPOUT PIVOT SHAFT, 1-3/16" DIA	1
3	132225	SPOUT RUBBER BACKUP ANGLE	1
4	132226	FEEDER SPOUT RUBBER	1
5	132324	SHIELD, RDB CONV FORMED	1
6	132324RH	SHIELD, RDB CONV FORMED RH	1
7	364078	HYD CYL 1-1/2 x 10 x 17-3/4	1
8	366006	HYD HOSE 3/8"-2 6M3K (3000PSI)	2
9	367064	HOSE STEM 3/8" x 1/4" MP	2
10	367082	HOSE COUPLING, 3/8" x 13/16"FFORX90S	1
11	367083	HOSE COUPLING, 3/8" x 13/16"FFORX90L	1
12	368094	SWIVEL 90 9/16MOR x 1/4FPS	2
13	375007	MAGNET 1-1/8" x 3-7/8" x 46-3/4", ACRO	1
14	400106	HEX NUT, 5/16"-18 SER. FLANGE #5 PLTD	29
15	400107	HEX NUT, 3/8"-16 SERRATED FLANGE #5	4
16	400908	HEX CROWN LOCNUT 1/2"-13 #9	2
17	402406	FLAT WASHER 3/8" PLTD	6
18	402412	FLAT WASHER 3/4" PLTD	2
19	404002	COTTER PIN 3/16" x 1 1/2"	2
20	405706	HHCS 1/2"-13 x 2-1/4" PLTD #5	2
21	407020	CHCS 5/16"-18 x 3/4" #5 PLTD	22
22	407021	CHCS 5/16"-18 x 1" #5 PLTD	7
23	407900	HHCS 3/8"-16 x 3/4" SERRATED #5 PLTD	9
24	407901	HHCS 3/8"-16 X 1" SERRATED #5 PLTD	2
25	407911	HHCS SERRATED 1/2"-13 x 1" #5 PLTD	2
26	409096	BHSCS 3/8"-16 x 1" #8	6
27	830593	RDB SPOUT CYLINDER CLEVIS WA	1
28	830594	RDB SPOUT CYL BASE WA	1
29	830595	CYLINDER PIVOT PIN WA, 3/4"	2
30	830764	RDB CONVEYOR SPOUT WA, w/1-1/4" PIVOT	1
	830764RH	RDB RH DISCH CONVEYOR SPOUT WA, w/1-1/4" PIVOT	1
31	830765	RDB SPOUT HINGE W/A, w/1-1/4" PIVOT	1
	830765RH	RDB RH DISCH SPOUT HINGE WA, w/1-1/4" PIVOT	1

RDB CONVEYOR, LONG SPOUT (OPTIONAL) # 730255



ITEM #	PART #	DESCRIPTION	QTY.
1	131852	FEEDER SPOUT RUBBER	1
2	131854	SPOUT RUBBER BACKUP ANGLE	1
3	131939	46-1/2" MAGNET COVER	1
4	132325RH	SHIELD, RDB DAIRY SPOUT RH	1
5	132329	SHAFT, RDB SPOUT PIVOT - (LONG) 1-3/16" DIA	1
6	132332	PLASTIC STRAP 48"W CONVEYOR	1
7	364078	HYD CYL 1-1/2 x 10 x 17-3/4	1
8	368094	SWIVEL 90 9/16MOR x 1/4FPS	2
9	375005	ACRO PLATE MAGNET AM 2200,	2
10	400106	HEX NUT, 5/16"-18 SER. FLANGE #5 PLTD	27
11	400107	HEX NUT, 3/8"-16 SERRATED FLANGE #5	6
12	401106	HEX NUT, 3/8"-16 NYLOC #5 PLTD	5
13	401108	HEX NUT, 1/2"-13 NYLOC #5 PLTD	2
14	402406	FLAT WASHER 3/8" PLTD	9
15	405706	HHCS 1/2"-13 x 2-1/4" PLTD #5	2
16	407020	CHCS 5/16"-18 x 3/4" #5 PLTD	4
17	407021	CHCS 5/16"-18 x 1" #5 PLTD	23
18	407040	CHCS 3/8"-16 x 1" #5 PLTD	1
19	407901	HHCS 3/8"-16 X 1" SERRATED #5 PLTD	4
20	409098	BHSCS 3/8"-16 x 1-1/2"	5
21	830593	RDB SPOUT CYLINDER CLEVIS WA	1
22	830594	RDB SPOUT CYL BASE WA	1
23	830595	CYLINDER PIVOT PIN WA, 3/4"	2
24	830653	RDB CONVEYOR SPOUT MNT BRKT WA	1
25	830800	RDB CONV DAIRY SPOUT WA	1

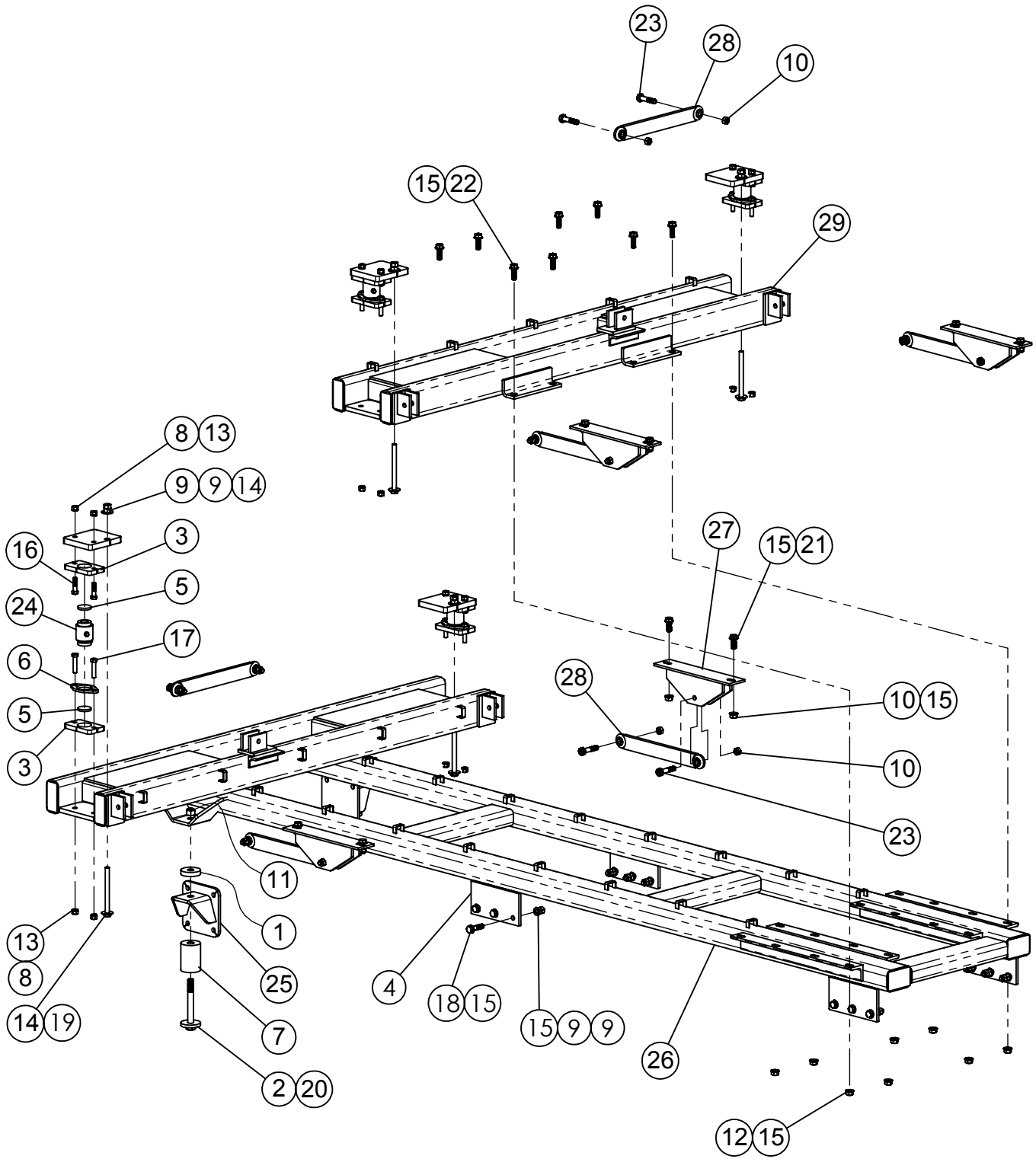
RDB LIMIT SWITCH KIT #630067



ITEM #	PART #	DESCRIPTION	QTY.
1	132122	RDB REAR LIMIT SWITCH MOUNT	1
2	132123	RDB FRONT LIMIT SWITCH MOUNT	1
3	357777	LIMIT SWITCH LEVER ARM	2
4	358446	RDB REAR LIMIT SWITCH & WIRE HARNESS (Includes #3)	1
5	358447	RDB FRONT LIMIT SWITCH & WIRE HARNESS (Includes #3)	1
6	400023	HEX NUT, 10-24 KEPS	4
7	400106	HEX NUT, 5/16"-18 SER. FLANGE #5 PLTD	4
8	400107	HEX NUT, 3/8"-16 SERRATED FLANGE #5	2
9	405032	MACHINE SCREW 10-24 x 3/4	4
10	405628	HHCS 5/16"-18 x 1" #5 PLTD	4
11	407902	HHCS SERRATED 3/8"-16 x 1-1/2" #5 PLTD	2
12	830731	LIMIT SWITCH ACTUATOR W.A.	1

RDB SCALE FRAME ASSEMBLY # 730254

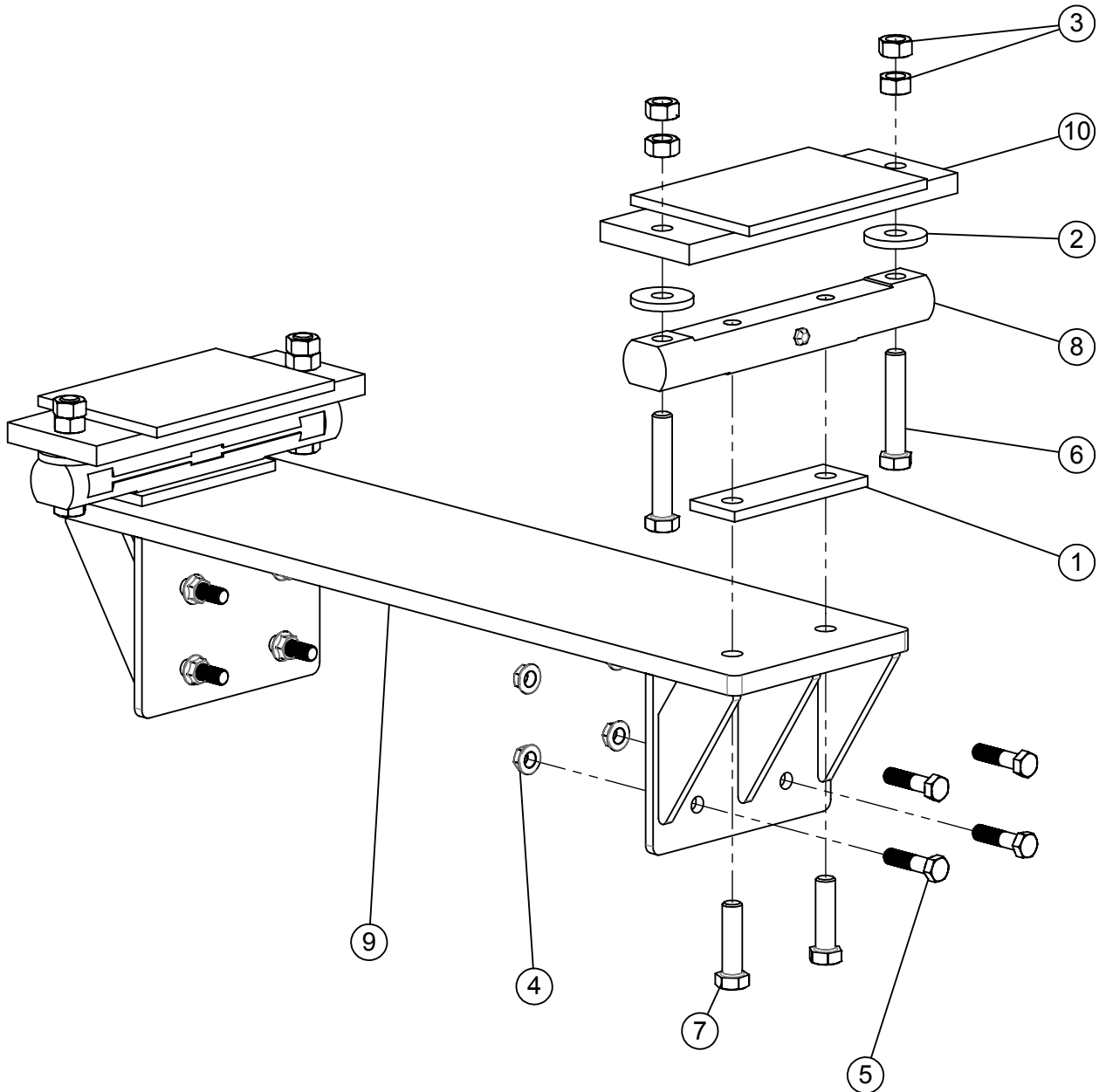
RDB SCALE PARTS KIT # 630065



RDB SCALE PARTS

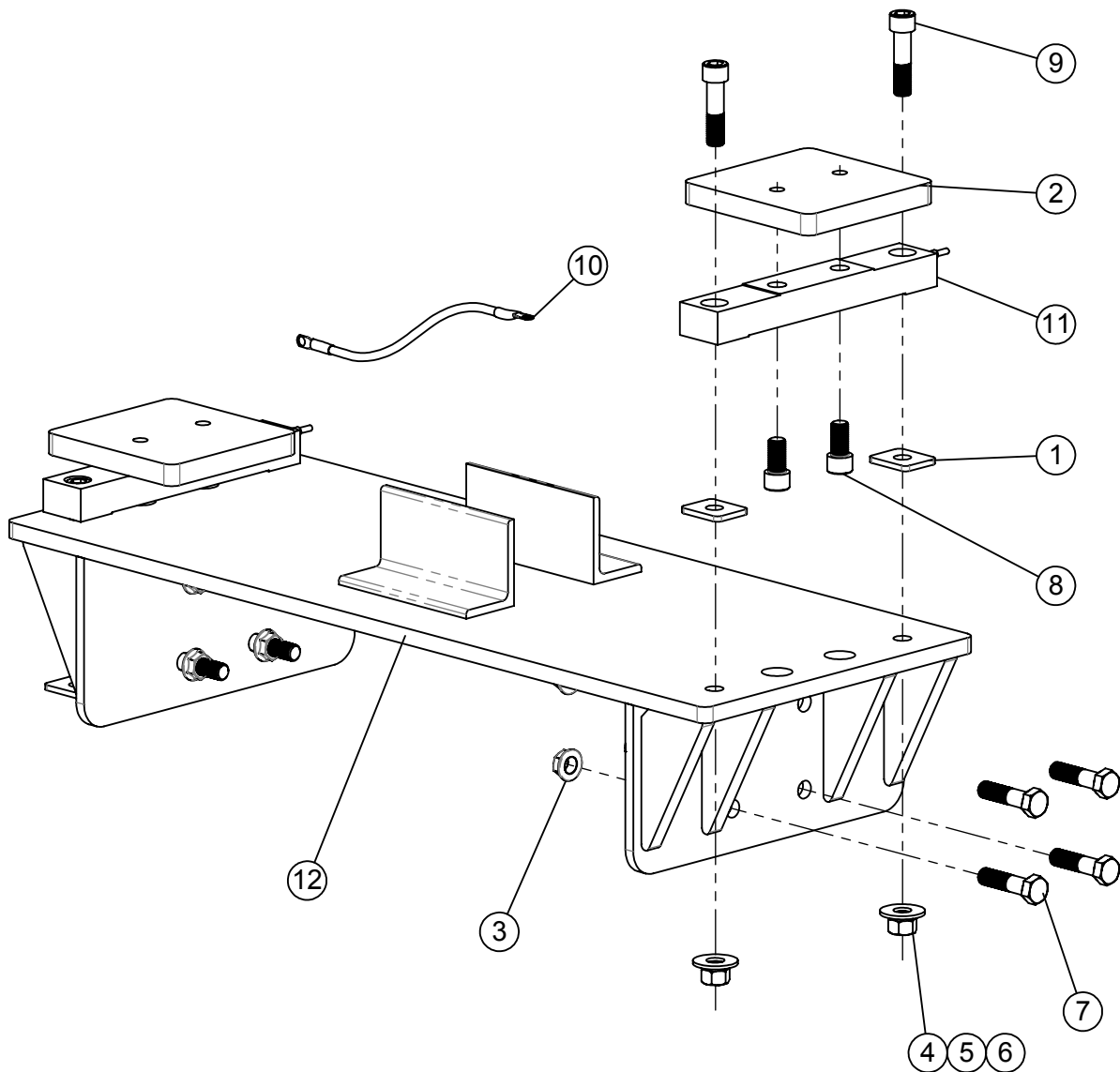
ITEM #	PART #	DESCRIPTION	QTY.
1	130796	802 UHMW MOUNT PAD (3/4" LG)	2
2	130797	802 WASHER, 1/2 x 1-1/16 x 3-1/2	2
3	182915	LOAD CELL CAGE PLATE	8
4	185525	BRACKET, TRUCK FRAME 12"	4
5	185997	SCALE PAD	8
6	190075	DIGI-STAR LOAD CELL SUPPORT PT	4
7	351988	PIRANHA URETHANE STRIPPER SPRING	2
8	400210	HEX NUT 5/8"-11 #5 PLTD	16
9	400212	HEX NUT 3/4"-10 #5 PLTD	32
10	400912	HEX CROWN LOCK NUT 3/4"-10 #5 PLTD	20
11	400916	HEX CROWN LOCKNUT, 1"-8 #5 PLTD	2
12	400918	HEX CROWN LOCKNUT 3/4"-10 #8 PLTD	8
13	402010	SPRING LOCK WASHER 5/8" PLTD	16
14	402412	FLAT WASHER 3/4" PLTD	8
15	402512	FLAT WASHER 3/4" SAE	56
16	405756	HHCS, 5/8"-11 x 2-1/2" #5 PLTD	8
17	405758	HHCS 5/8"-11 x 3" #5 PLTD	8
18	405783	HHCS 3/4"-10 x 3" #5 PLTD	12
19	405798	HHCS #5 PLTD 3/4"-10 x 8-1/2"	4
20	405841.5	HHCS Pltd 1" x 8-1/2"	2
21	406479	HHCS 3/4"-10 x 2" #8 PLTD	8
22	406480	HHCS 3/4"-10 x 2-1/4" #8 PITD	8
23	406484	HHCS 3/4"-10 x 3-1/2" GR 8 PLTD	12
24	450744	LOAD CELL 1/10 OF 1% 50K CT-TC	4
25	830314	802 URETHANE MOUNTING BRACKET W/A	2
26	830575	RDB SCALE FRAME WA	1
27	830576	RDB CHECK BAR BTM WA	4
28	830581	SCALE HVY CHECK ROD WA	6
29	830583	RDB SCALE FRAME CROSS WA	1

WEIGHBAR SCALE KIT



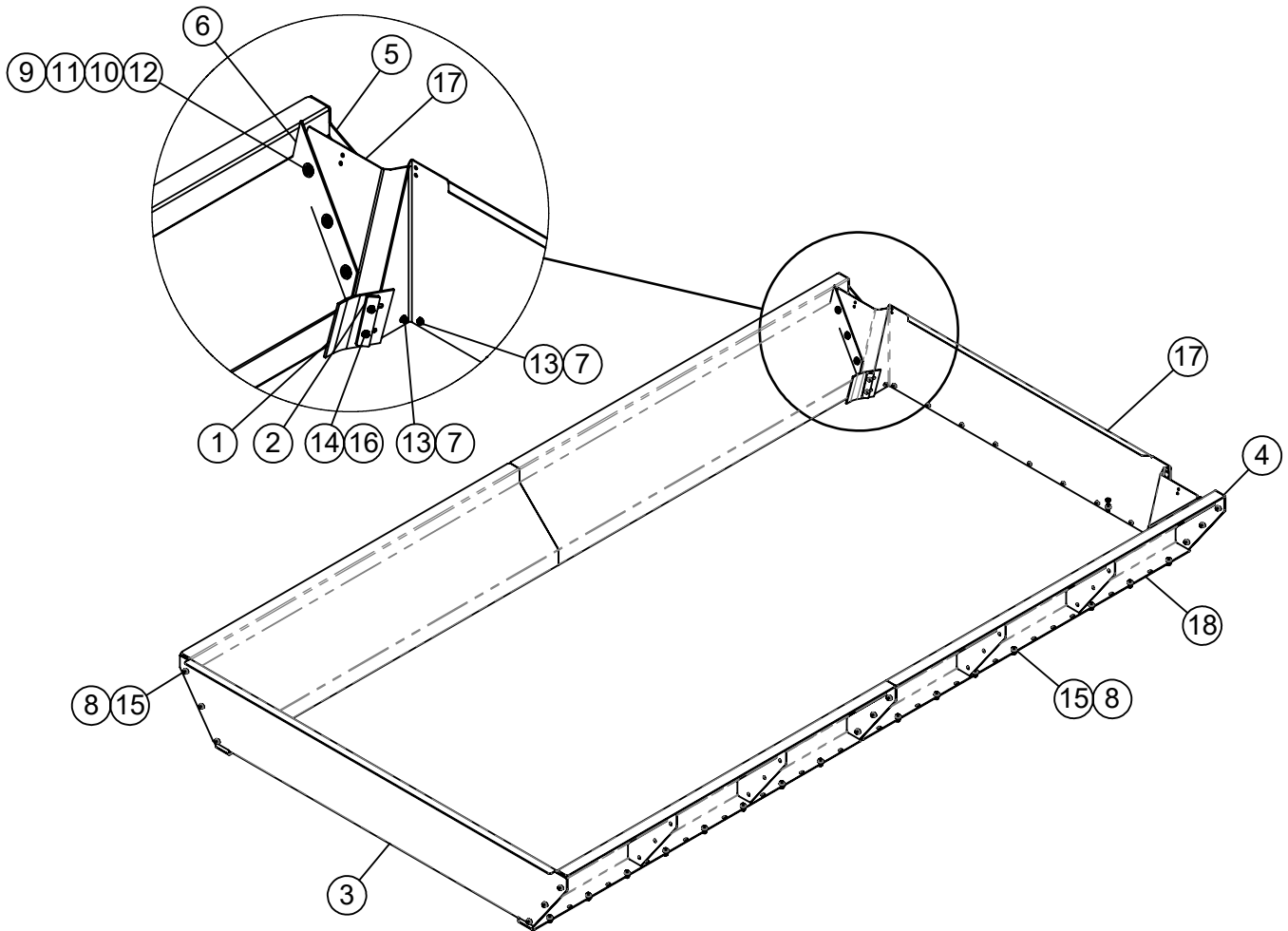
ITEM #	PART #	DESCRIPTION	QTY.
1	132290	PLATE, WEIGHBAR SPACER	4
2	132292	WASHER, WEIGHBAR SPACING	8
3	400035	M24-3 Hex Nut Class 10	16
4	400116	HEX NUT, 3/4"-10 SERRATED FLANGE #5 PLTD	16
5	405783	HHCS 3/4-10 x 3" #5 PLTD	16
6	407844	M24-3.0X130MM HEX CAP BOLT 10.9	8
7	407845	M24-3.0X130MM HEX CAP BOLT 10.9	8
8	456109	2.875 DESB-21 Weighbar	4
9	830784	SADDLE MOUNT WA	2
10	830785	TOP WEIGHBAR MOUNT WA	4

WEIGHBAR SCALE KIT



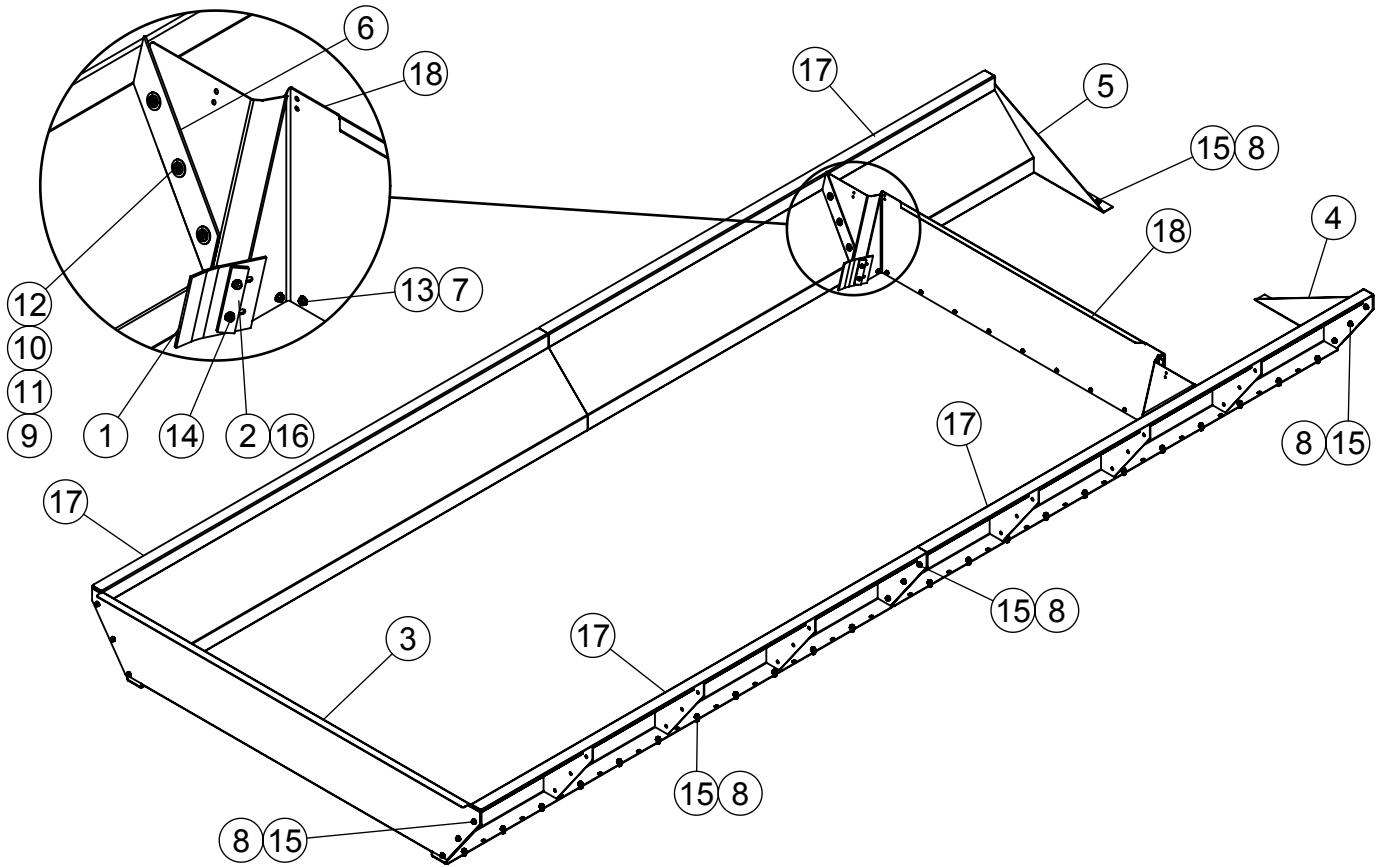
ITEM #	PART #	DESCRIPTION	
1	132256	RISER, WEIGHBAR, 1/4"	8
2	132262	INTERCOMP SCALE MOUNT PLATE	4
3	400116	HEX NUT, 3/4"-10 SERRATED FLANGE #5 PLTD	24
4	400212	HEX NUT 3/4"-10 #5 PLTD	8
5	402012	SPRING LOCK WASHER 3/4" PLTD	8
6	402412	FLAT WASHER 3/4" PLTD	8
7	405783	HHCS 3/4-10 x 3" #5 PLTD	24
8	409071	SHCS 3/4-10 X 1-1/2	8
9	409072	SHCS, 3/4 x 3 LG	8
10	440412	GROUND STRAP 12"	1
11	456120	DOUBLE ENDED SHEAR BEAM	4
12	830776	822 SCALE FRAME W.A.	2

RDB 822-17, 20" FLARED EXTENSIONS KIT, #630094



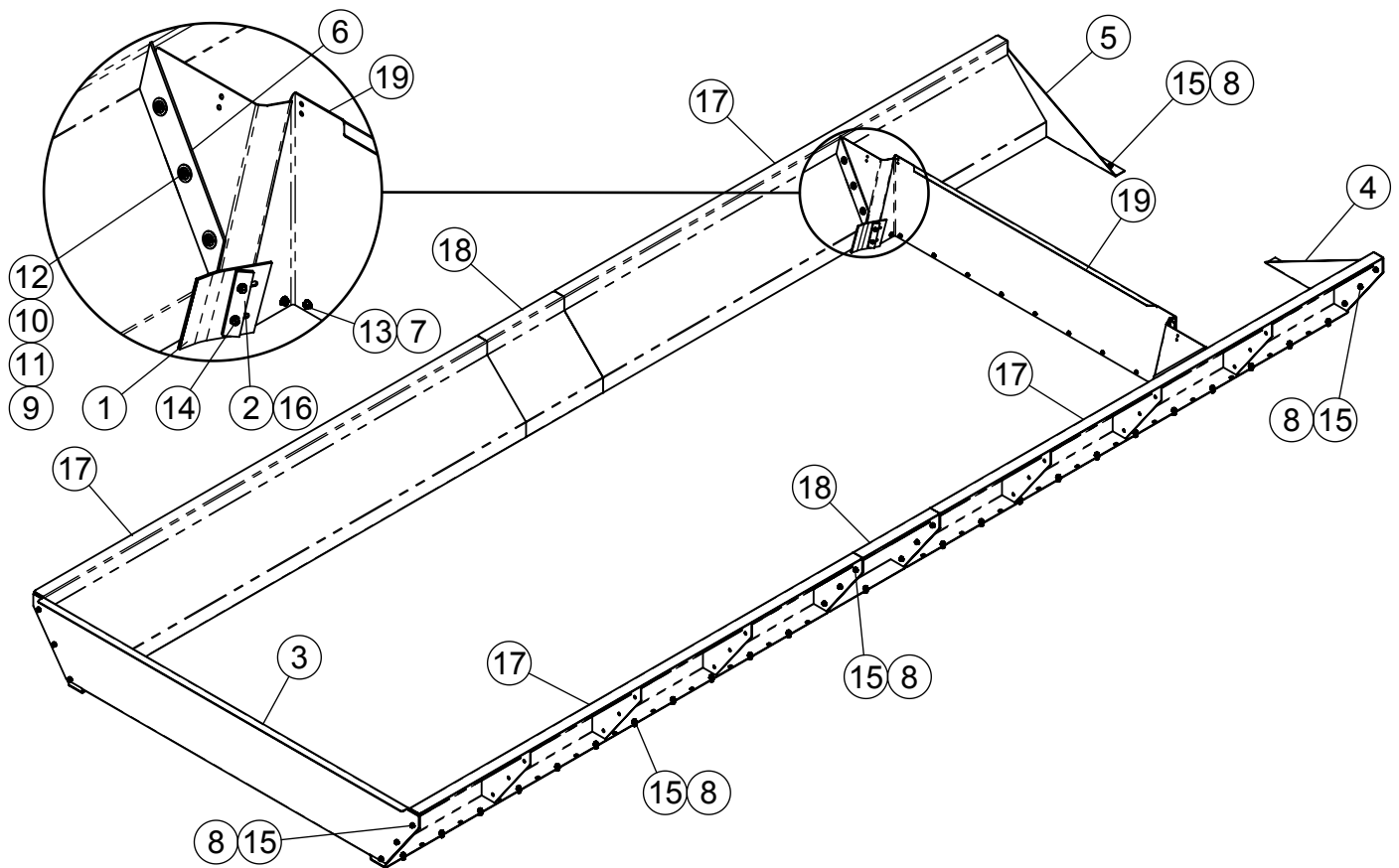
ITEM #	PART #	DESCRIPTION	QTY
1	132003	SCRAPER, RETENTION GATE, 6-1/2"	2
2	132004	CLAMP BAR	2
3	132035	RDB FRONT 20" EXTENSION	1
4	132036	SIDE EXTENSION BRACE, L/H REAR 20"	1
5	132037	SIDE EXTENSION BRACE, R/H REAR 20"	1
6	132042	SCRAPER, 20" FLARED RETENTION GATE	2
7	400107	HEX NUT, 3/8"-16 SERRATED FLANGE #5	13
8	400114	HEX NUT, 1/2"-13 SERRATED FLANGE #5	58
9	401106	HEX NUT, 3/8"-16 NYLOC #5 PLTD	6
10	402406	FLAT WASHER 3/8" PLTD	6
11	402606	FENDER WASHER 3/8" x 1 1/2" PLTD	6
12	405654	HHCS 3/8"-16 x 1-1/4" #5 PLTD	6
13	407039	CHCS 3/8"-16 x 3/4" #5 PLTD	13
14	407902	HHCS SERRATED 3/8"-16 x 1-1/2" #5 PLTD	4
15	407911	HHCS SERRATED 1/2"-13 x 1" #5 PLTD	58
16	830684	CLAMP, SCRAPER WA 6"	2
17	830694	RETENTION GATE 20" FLARED EXTENSION W.A.	1
18	830798	822 20" FLARED EXTENSION W.A.	4

RDB 1102-23, 20" FLARED EXTENSION KIT, #630080



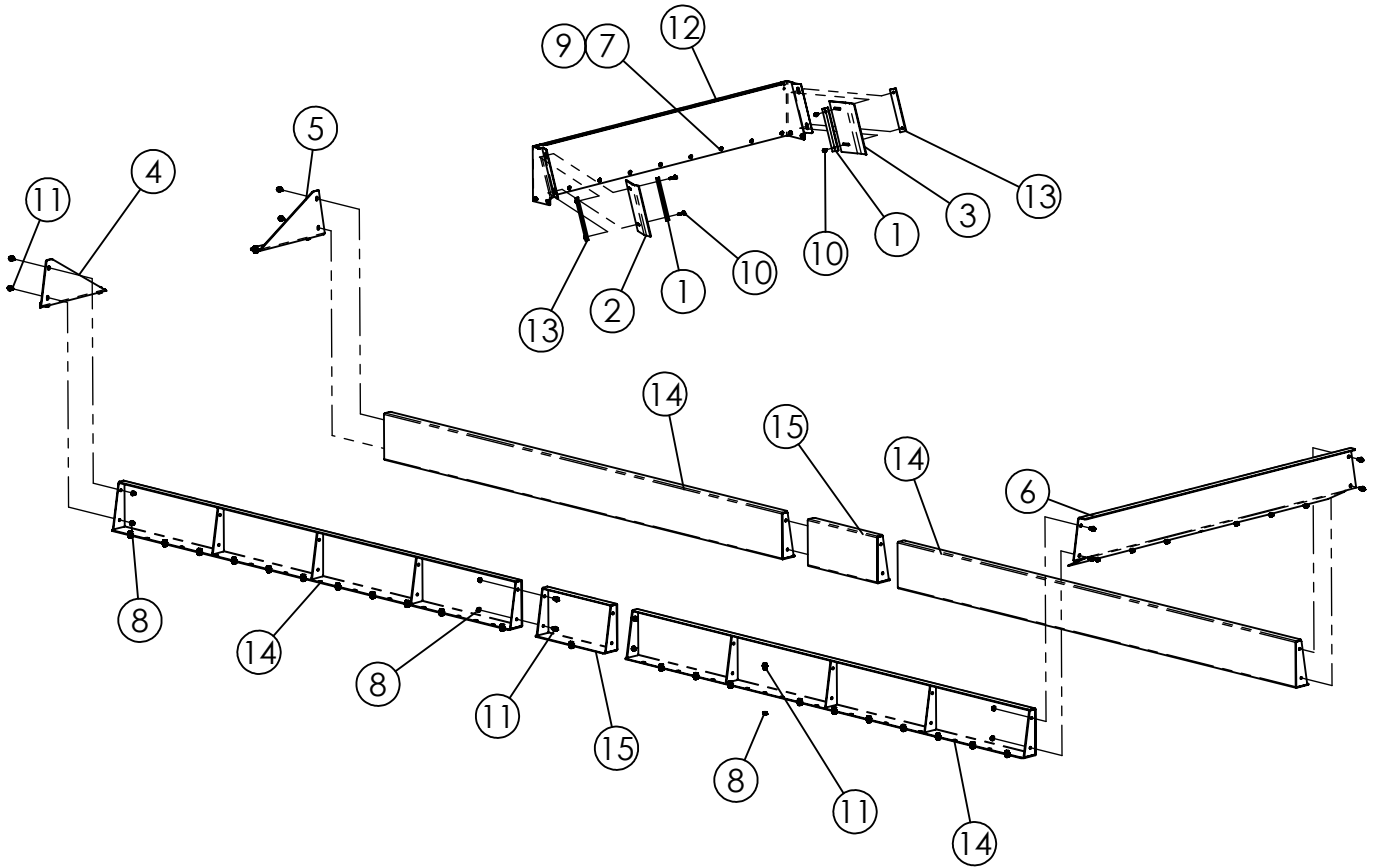
ITEM #	PART #	DESCRIPTION	QTY.
1	132003	SCRAPER, RETENTION GATE, 6-1/2"	2
2	132004	CLAMP BAR	2
3	132035	RDB FRONT 20" EXTENSION	1
4	132036	SIDE EXTENSION BRACE, L/H REAR 20"	1
5	132037	SIDE EXTENSION BRACE, R/H REAR 20"	1
6	132042	SCRAPER, 20" FLARED RETENTION GATE	2
7	400107	HEX NUT, 3/8"-16 SERRATED FLANGE #5	13
8	400114	HEX NUT, 1/2"-13 SERRATED FLANGE #5	72
9	401106	HEX NUT, 3/8"-16 NYLOC #5 PLTD	6
10	402406	FLAT WASHER 3/8" PLTD	6
11	402606	FENDER WASHER 3/8" x 1 1/2" PLTD	6
12	405654	HHCS 3/8"-16 x 1-1/4" #5 PLTD	6
13	407039	CHCS 3/8"-16 x 3/4" #5 PLTD	13
14	407902	HHCS SERRATED 3/8"-16 x 1-1/2" #5 PLTD	4
15	407911	HHCS SERRATED 1/2"-13 x 1" #5 PLTD	72
16	830684	CLAMP, SCRAPER WA 6"	2
17	830687	20" FLARED EXTENSION W.A.	4
18	830694	RETENTION GATE 20" FLARED EXTENSION W.A.	1

RDB 1202-25, 20" FLARED EXTENSION KIT, #630081



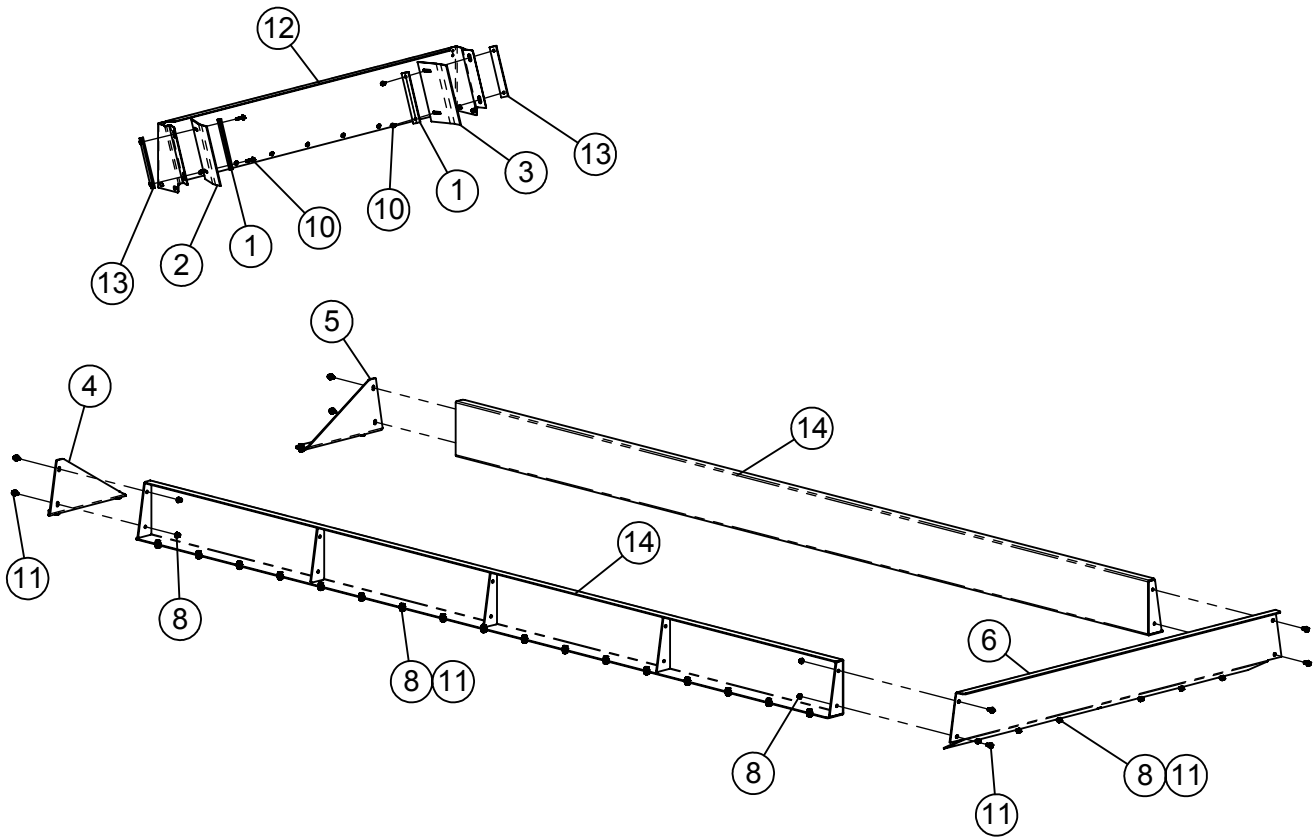
ITEM #	PART #	DESCRIPTION	QTY.
1	132003	SCRAPER, RETENTION GATE, 6-1/2"	2
2	132004	CLAMP BAR	2
3	132035	RDB FRONT 20" EXTENSION	1
4	132036	SIDE EXTENSION BRACE, L/H REAR 20"	1
5	132037	SIDE EXTENSION BRACE, R/H REAR 20"	1
6	132042	SCRAPER, 20" FLARED RETENTION GATE	2
7	400107	HEX NUT, 3/8"-16 SERRATED FLANGE #5	13
8	400114	HEX NUT, 1/2-13 SERRATED FLANGE #5	80
9	401106	HEX NUT, 3/8"-16 NYLOC #5 PLTD	6
10	402406	FLAT WASHER 3/8" PLTD	6
11	402606	FENDER WASHER 3/8" x 1 1/2" PLTD	6
12	405654	HHCS 3/8"-16 x 1-1/4" #5 PLTD	6
13	407039	CHCS 3/8"-16 x 3/4" #5 PLTD	13
14	407902	HHCS SERRATED 3/8"-16 x 1-1/2" #5 PLTD	4
15	407911	HHCS SERRATED 1/2"-13 x 1" #5 PLTD	80
16	830684	CLAMP, SCRAPER WA 6"	2
17	830687	20" FLARED EXTENSION W.A.	4
18	830693	1202 20" FLARED EXTENSION W.A. (MIDDLE)	2
19	830694	RETENTION GATE 20" FLARED EXTENSION W.A.	1

RDB 1102, 12" EXTENSION KIT, #630062
RDB 1202, 12" EXTENSION KIT, #630064



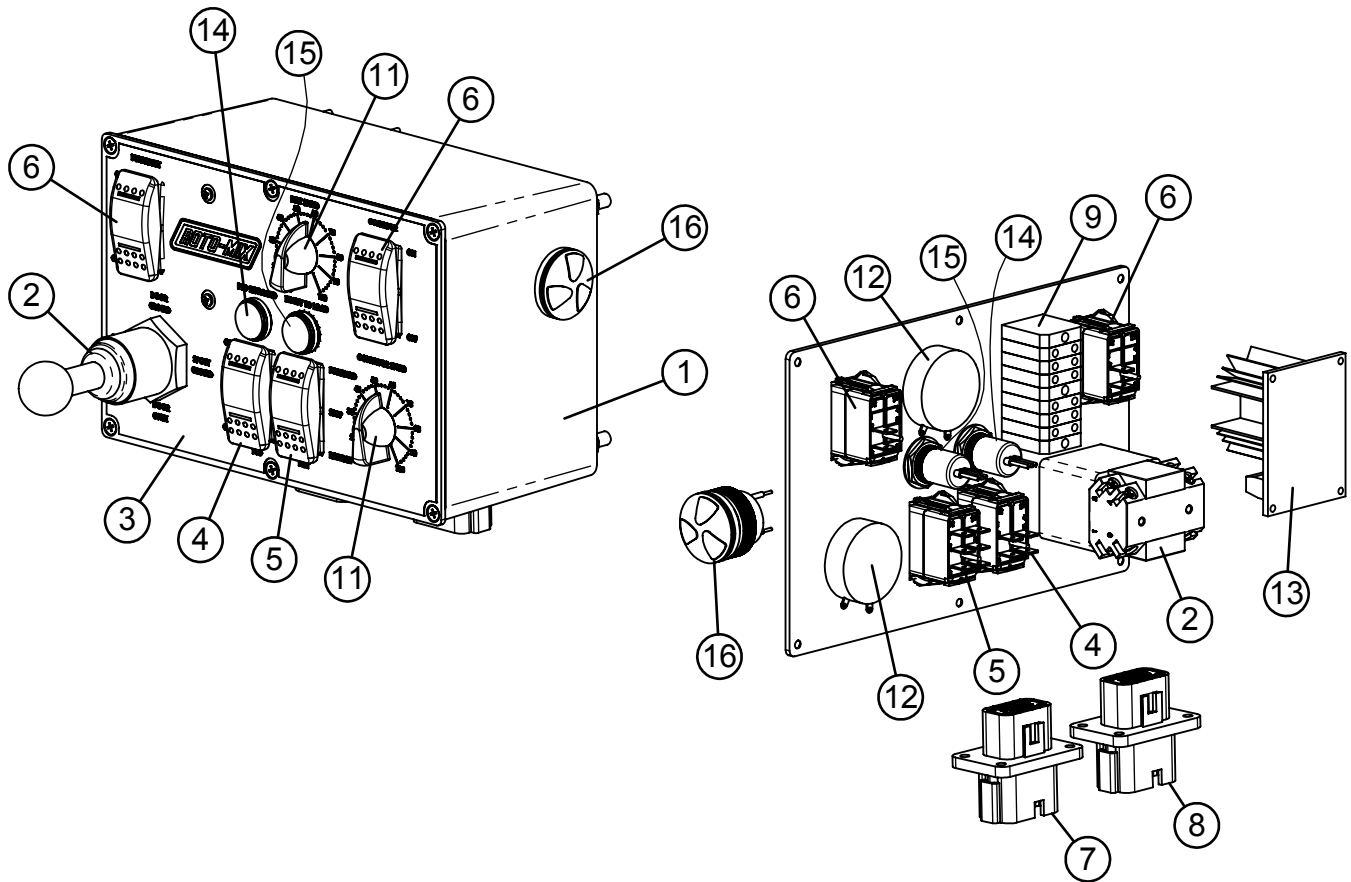
ITEM #	PART #	DESCRIPTION	QTY.
1	131317	CLAMP, SCRAPER	2
2	131419	SCRAPER, RETENTION GATE 12" EXTENSION	1
3	131419	SCRAPER, RETENTION GATE 12" EXTENSION	1
4	131683	SIDE EXTENSION BRACE, R/H REAR	1
5	131684	SIDE EXTENSION BRACE, L/H REAR	1
6	132005	RDB FRONT 12" EXTENSION	1
7	400107	HEX NUT, 3/8"-16 SERRATED FLANGE #5	13
8	400114	HEX NUT, 1/2"-13 SERRATED FLANGE #5	72
9	407039	CHCS 3/8"-16 x 3/4" #5 PLTD	13
10	407902	HHCS SERRATED 3/8"-16 x 1-1/2" #5 PLTD	4
11	407911	HHCS SERRATED 1/2"-13 x 1" #5 PLTD	72
12	830485	RETENTION GATE 12" EXTENSION WA	1
13	830486	CLAMP, SCRAPER WA	2
14	830567	1102/1202 SIDE EXTENSION W.A., REAR (12")	4
15	830685	1202 SIDE EXTENSION W.A., MIDDLE (12"), (Used on 1202 Only)	2

RDB 822-17, 12" EXTENSIONS KIT, #630089



ITEM #	PART #	DESCRIPTION	QTY.
1	131317	CLAMP, SCRAPER	2
2	131419	SCRAPER, RETENTION GATE 12" EXTENSION	1
3	131419	SCRAPER, RETENTION GATE 12" EXTENSION	1
4	131683	SIDE EXTENSION BRACE, R/H REAR	1
5	131684	SIDE EXTENSION BRACE, L/H REAR	1
6	132005	RDB FRONT 12" EXTENSION	1
7	400107	HEX NUT, 3/8"-16 SERRATED FLANGE #5	13
8	400114	HEX NUT, 1/2"-13 SERRATED FLANGE #5	52
9	407039	CHCS 3/8"-16 x 3/4" #5 PLTD	13
10	407902	HHCS SERRATED 3/8"-16 x 1-1/2" #5 PLTD	4
11	407911	HHCS SERRATED 1/2"-13 x 1" #5 PLTD	52
12	830485	RETENTION GATE 12" EXTENSION WA	1
13	830486	CLAMP, SCRAPER WA	2
14	830722	822 SIDE EXTENSION W.A. (12")	2

RDB CONTROL BOX

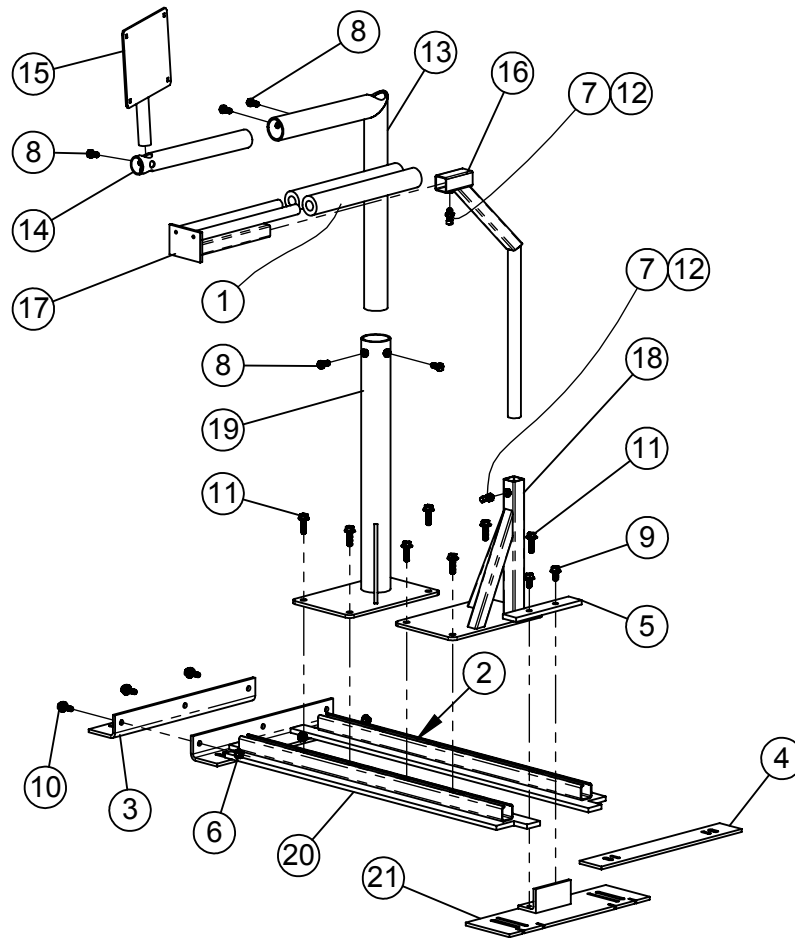


ITEM #	PART #	DESCRIPTION	QTY.
1	357409	ALUMINUM UL/NEMA BOX 736-0418	1
2	357705	JOYSTICK, (4-WAY) SCHNEIDER 9001K35	1
3	440049	DECAL, RDB CONTROL BOX	1
4	452704	SWITCH, ROCKER ON-OFF, (DPST) 44321	1
5	452743	SWITCH, ROCKER ON-OFF-ON, (DPDT) 44323	1
6	452744	SWITCH, ROCKER ON-OFF, (SPST), 44301	2
7	453141	DEUTSCH - DTM04-12PB-L012 BLACK	1
8	453142	DUETSCH,DT04-12PA-L012 GRAY	1
9	453230	DINRAIL TERMINAL BLOCK END PLATE	3
10	453231	DINRAIL TEMRINAL BLOCK SINGLE SECTION	7
11	453609	KNOB, OHMITE #5103	2
12	453651	Pot 1K 3/4T 3% Tol 70219059	2
13	453692	HYDRAULIC/ELECTRIC SPEED CONTROL	1
14	454116	LED LIGHT, RED 11/16 12VDC	1
15	454117	LED LIGHT, GREEN 11/16 12VDC	1
16	454124	SonAlert Puls M CHM 70054000	1

ITEM #	PART #	DESCRIPTION	QTY.
NS	358443	WIRING HARNESS, RDB (Is not part of the Control Box)	1

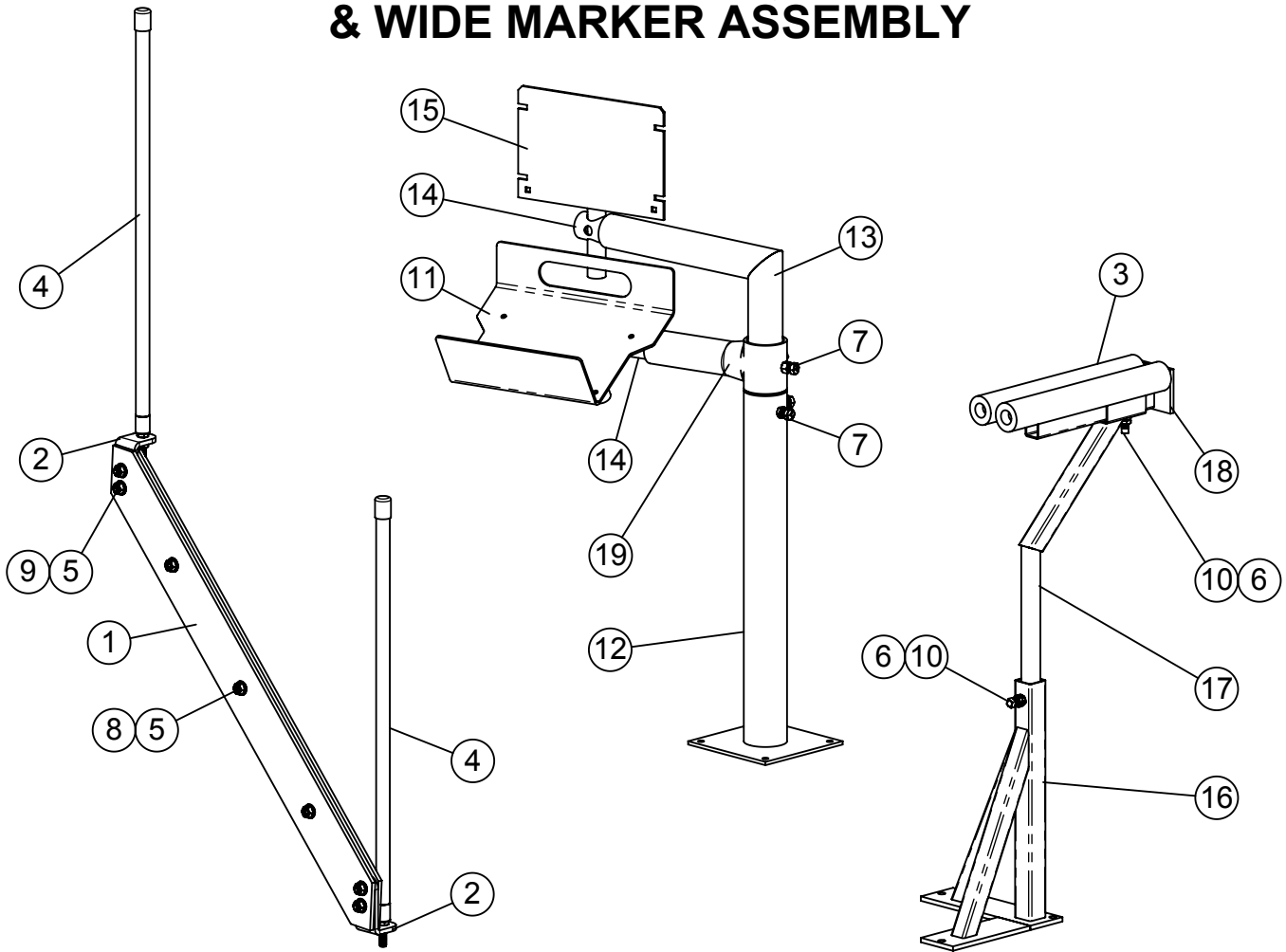
NS = NOT SHOWN

TRUCK CAB SCALE INDICATOR FRAME PARTS



ITEM #	PART #	DESCRIPTION	QTY.
1	185930	ARM REST PAD 12"	2
2	192578	ARM REST SLIDE BAR	4
3	192585	BRACKET, PASSENGER CAB SEAT	1
4	192587	SPACER, TRUCK CAB DRIVER'S SEAT	1
5	192593	PLATE, TRUCK CAB MOUNT SETTING	1
6	400107	HEX NUT, 3/8"-16 SERRATED FLANGE #5	3
7	400606	HEX JAM NUT 3/8-16"	2
8	405652	HHCS 3/8"-16 x 3/4" #5 PLTD	5
9	407900	HHCS 3/8"-16 x 3/4" SERRATED #5 PLTD	2
10	407901	HHCS 3/8"-16 X 1" SERRATED #5 PLTD	3
11	407904	HHCS 3/8"-16 x 1-1/4" SERRATED #5 PLTD	8
12	409543	SQ HD SET SCREW CUP, 3/8" x 1"	2
13	871095	TRUCK SCALE INDICATOR MOUNT W.A.	1
14	871103	INDICATOR EXTENSION TUBE W.A.	1
15	871111	TRUCK SCALE INDICATOR SWIVEL W.A.	1
16	872263	ARM REST GOOSE NECK W.A.	1
17	872264	ARM REST W.A.	1
18	873389	SHORT ARM REST STAND W.A.	1
19	873390	SHORT TRUCK SCALE IND. BASE W.A.	1
20	873391	BASE, TRUCK CAB MOUNT WA	1
21	873394	BRACKET, DRIVER'S SEAT WA	1

RDB CONTROL STAND, ARM REST & WIDE MARKER ASSEMBLY



ITEM #	PART #	DESCRIPTION	QTY.
1	131957	FRONT BUMPER MARKER EXTENSION	2
2	131989	RDB WIDE MARKER ASSEMBLY PLATE	2
3	185930	ARM REST PAD 12"	2
4	370334	Marker, Orange Stick x 2 FT	2
5	400107	HEX NUT, 3/8"-16 SERRATED FLANGE #5	9
6	400606	HEX JAM NUT 3/8-16"	2
7	405652	HHCS 3/8"-16 x 3/4" #5 PLTD	9
8	407901	HHCS 3/8"-16 X 1" SERRATED #5 PLTD	4
9	407904	HHCS 3/8"-16 x 1-1/4" SERRATED #5 PLTD	4
10	409543	SQ HD SET SCREW CUP, 3/8" x 1"	2
11	830599	RDB CONTROL BOX W.A.	1
12	871087	TURCK SCALE INDICATOR BASE W.A.	1
13	871095	TRUCK SCALE INDICATOR MOUNT W.A.	1
14	871103	INDICATOR EXTENSION TUBE W.A.	2
15	871111	TRUCK SCALE INDICATOR SWIVEL W.A.	1
16	872262	ARM REST STAND W.A.	1
17	872263	ARM REST GOOSE NECK W.A.	1
18	872264	ARM REST W.A.	1
19	872302	PRINTER ARM TUBE W.A.	1

RDB DECALS

ITEM #	PART #	DESCRIPTION	QTY.
1	440032	DECAL, MADE IN THE USA, 9" x 9" LH	1
2	440033	DECAL, MADE IN THE USA, 9" x 9" RH	1
3	440036	DECAL, RATION DELIVERY BOX	1
4	440037	DECAL, 1202-25 RDB	1
5	440040	DECAL, 1102-23 RDB	1
6	440042	DECAL, CAUTION WIDE LOAD	1
7	440050	DECAL, 822-17 RDB	1
8	440818	DECAL, (WARNING-CHUTE) 2-1/4" x 6-1/8"	1
9	440819	DECAL, CAUTION OPER- 5" x 6 7/8"	1
10	440822	DECAL, (WARNING EXPSD BLT,CHN) 6x8	1
11	440833	DECAL, DANGER PINCH POINT 4" x 4"	1
12	440890	DECAL, ROTO-MIX, 7-1/2" x 30-3/4"	1
13	440897	DECAL, rotomix.com	1
14	440899	DECAL, ROTO MIX LOGO, 11-11/16" x 48-7/8"	1
15	440912	DECAL, DOOR HEIGHT 1-5/16" x 35-1/2"	1
16	440922	DECAL, ROTO-MIX OPERATORS MANUAL	1
17	440931	DECAL, GREASE GUN DECAL, 10 HOURS	1
18	440954	DECAL, USE MOBIL SYNTHETIC 75W-90	1
19	440956	DECAL, USE 10W HYD OIL, UNIV TO-4	1
20	440960	DECAL, U.S. PATENT NO. 7,172,137 & 7,191,965	1
21	440967	DECAL, MEMBER FEMA	1
22	441657	DECAL, WARNING ESCAPING HYD OIL	1
23	441665	DECAL, OIL LEVEL	1

This Page intentionally left blank.